

SCHOOL DISTRICT OF ESCAMBIA COUNTY



FISCAL YEAR 2017-2018

PROPOSED TENTATIVE BUDGET

APPROVED
ESCAMBIA COUNTY SCHOOL BOARD

JUL 31 2017

MALCOLM THOMAS, SUPERINTENDENT
VERIFIED BY RECORDING SECRETARY

July 31, 2017

Table of Contents

District Summary Budget 2017-2018 1-17

Supplemental Information

District Summary Budget 2017-2018 Analysis by Fund18

General Operating Fund 2017-2018 Estimated Revenue19

General Operating Fund 2017-2018 Proposed Appropriations by Object.....20

Certification of School Taxable Value 21-22

Proposed Millage and Ad Valorem Tax Levies by Fund23

Proposed District Millage Levies.....24

Analysis of Property Taxes Generated25

Millage Levied by School Board 1988-1989 to 2017-201826

Analysis of Tax Roll 1993-1994 to 2017-201827

Advertisements

Notice of Budget Hearing28

Notice of Tax for School Capital Outlay 29-30

Budget Summary Notice.....31

Resolutions

Resolution Number 2018-0132

Resolution Number 2018-02.....33

**DISTRICT SUMMARY BUDGET
2017-18**

SECTION I. ASSESSMENT AND MILLAGE LEVIES

A. Certified Taxable Value of Property in County by Property Appraiser		17,900,851,479.00
B. Millage Levies on Nonexempt Property:		
	DISTRICT MILLAGE LEVIES	
	Nonvoted	Voted
	Total	
1. Required Local Effort	4.3730	4.3730
2. Prior-Period Funding Adjustment Millage	0.0100	0.0100
3. Discretionary Operating	0.7480	0.7480
4. Additional Operating		
5. Additional Capital Improvement		
6. Local Capital Improvement	1.5000	1.5000
7. Discretionary Capital Improvement		
8. Debt Service		
TOTAL MILLS	6.6310	6.6310

DISTRICT SCHOOL BOARD OF ESCAMBIA COUNTY
DISTRICT SUMMARY BUDGET
For Fiscal Year Ending June 30, 2018

SECTION II. GENERAL FUND - FUND 100

ESTIMATED REVENUES	Account Number	
<i>FEDERAL:</i>		
Federal Impact, Current Operations	3121	400,000.00
Reserve Officers Training Corps (ROTC)	3191	450,000.00
Miscellaneous Federal Direct	3199	
Total Federal Direct	3100	850,000.00
<i>FEDERAL THROUGH STATE AND LOCAL:</i>		
Medicaid	3202	1,650,000.00
National Forest Funds	3255	
Federal Through Local	3280	
Miscellaneous Federal Through State	3299	1,068,983.00
Total Federal Through State and Local	3200	2,718,983.00
<i>STATE:</i>		
Florida Education Finance Program (FEFP)	3310	152,431,287.00
Workforce Development	3315	4,060,898.00
Workforce Development Capitalization Incentive Grant	3316	
Workforce Education Performance Incentive	3317	
Adults With Disabilities	3318	
CO&DS Withheld for Administrative Expenditure	3323	24,183.00
Diagnostic and Learning Resources Centers	3335	
Sales Tax Distribution (s. 212.20(6)(d)6.a., F.S.)	3341	446,500.00
State Forest Funds	3342	
State License Tax	3343	55,000.00
District Discretionary Lottery Funds	3344	643,093.00
Class Size Reduction Operating Funds	3355	42,252,840.00
Florida School Recognition Funds	3361	610,667.00
Voluntary Prekindergarten Program (VPK)	3371	1,466,217.61
Preschool Projects	3372	
Reading Programs	3373	
Full-Service Schools Program	3378	
State Through Local	3380	
Other Miscellaneous State Revenues	3399	1,194,239.66
Total State	3300	203,184,925.27
<i>LOCAL:</i>		
District School Taxes	3411	88,175,298.00
Tax Redemptions	3421	
Payment in Lieu of Taxes	3422	
Excess Fees	3423	
Tuition	3424	
Rent	3425	200,000.00
Investment Income	3430	200,000.00
Gifts, Grants and Bequests	3440	203,500.00
Adult General Education Course Fees	3461	12,000.00
Postsecondary Career Certificate and Applied Technology Diploma	3462	600,000.00
Continuing Workforce Education Course Fees	3463	30,000.00
Capital Improvement Fees	3464	25,000.00
Postsecondary Lab Fees	3465	127,840.00
Lifelong Learning Fees	3466	
GED® Testing Fees	3467	10,000.00
Financial Aid Fees	3468	65,000.00
Other Student Fees	3469	38,000.00
Preschool Program Fees	3471	
Prekindergarten Early Intervention Fees	3472	
School-Age Child Care Fees	3473	409,000.00
Other Schools, Courses and Classes Fees	3479	
Miscellaneous Local Sources	3490	2,400,300.00
Total Local	3400	92,495,938.00
TOTAL ESTIMATED REVENUES		299,249,846.27
OTHER FINANCING SOURCES:		
Loans	3720	
Sale of Capital Assets	3730	
Loss Recoveries	3740	
<i>Transfers In:</i>		
From Debt Service Funds	3620	
From Capital Projects Funds	3630	8,286,086.00
From Special Revenue Funds	3640	
From Permanent Funds	3660	
From Internal Service Funds	3670	
From Enterprise Funds	3690	
Total Transfers In	3600	8,286,086.00
TOTAL OTHER FINANCING SOURCES		8,286,086.00
Fund Balance, July 1, 2017	2800	48,153,479.92
TOTAL ESTIMATED REVENUES, OTHER FINANCING SOURCES AND FUND BALANCE		355,689,412.19

DISTRICT SCHOOL BOARD OF ESCAMBIA COUNTY
DISTRICT SUMMARY BUDGET
For Fiscal Year Ending June 30, 2018

SECTION II. GENERAL FUND - FUND 100 (Continued)

APPROPRIATIONS	Account Number	Totals	Salaries 100	Employee Benefits 200	Purchased Services 300	Energy Services 400	Materials and Supplies 500	Capital Outlay 600	Other 700
Instruction	5000	196,523,181.67	131,580,970.56	40,720,613.69	13,424,173.73	14,100.00	5,350,736.25	1,468,686.44	3,963,901.00
Student Support Services	6100	15,780,835.56	10,570,831.00	3,047,810.00	2,079,406.56	2,850.00	71,008.00	1,450.00	7,480.00
Instructional Media Services	6200	4,522,311.00	3,250,000.00	988,000.00	47,788.00		30,463.00	194,460.00	11,600.00
Instruction and Curriculum Development Services	6300	6,085,899.00	4,666,853.00	1,276,932.00	95,855.00		34,605.00		11,654.00
Instructional Staff Training Services	6400	2,207,174.92	1,058,439.84	349,840.00	609,641.00		82,609.08	9,600.00	97,045.00
Instruction-Related Technology	6500	3,631,056.00	2,234,386.00	520,079.00	743,598.00			126,500.00	6,493.00
Board	7100	1,475,746.00	740,000.00	468,000.00	235,070.00	800.00	3,980.00		27,896.00
General Administration	7200	825,000.00	540,000.00	144,500.00	63,000.00		9,600.00	400.00	67,500.00
School Administration	7300	15,383,121.58	12,759,166.12	2,545,788.00	7,933.46		51,741.00	15,150.00	3,343.00
Facilities Acquisition and Construction	7400	2,604,178.86	1,607,923.00	648,310.00	198,694.33	20,750.00	10,090.00	112,796.53	5,615.00
Fiscal Services	7500	2,531,328.43	1,800,159.00	454,000.00	242,922.43		18,122.00	5,000.00	11,125.00
Food Service	7600	115,000.00	110,000.00	5,000.00					
Central Services	7700	6,810,149.77	4,608,000.00	957,000.00	916,125.77	29,106.00	157,857.00	3,700.00	138,361.00
Student Transportation Services	7800	16,902,411.22	8,280,149.00	2,948,851.00	726,925.22	2,416,145.00	1,125,096.00	265,590.00	1,139,655.00
Operation of Plant	7900	26,302,746.73	5,661,775.00	2,283,135.00	6,347,221.73	10,935,905.00	666,859.00	67,451.00	340,400.00
Maintenance of Plant	8100	10,745,359.31	4,479,777.00	1,552,448.00	2,578,916.93	185,050.00	1,758,167.38	191,000.00	
Administrative Technology Services	8200	3,136,856.84	2,388,763.00	668,916.00	3,925.00	3,000.00	60,000.00	10,952.84	1,300.00
Community Services	9100	554,000.00	99,000.00	19,569.00	8,300.00		31,131.00		396,000.00
Debt Service	9200								
Other Capital Outlay	9300								
TOTAL APPROPRIATIONS		316,136,356.89	196,436,192.52	59,598,791.69	28,329,497.16	13,607,706.00	9,462,064.71	2,472,736.81	6,229,368.00
OTHER FINANCING USES:									
<i>Transfers Out: (Function 9700)</i>									
To Debt Service Funds	920								
To Capital Projects Funds	930								
To Special Revenue Funds	940								
To Permanent Funds	960								
To Internal Service Funds	970								
To Enterprise Funds	990								
Total Transfers Out	9700								
TOTAL OTHER FINANCING USES									
Nonspendable Fund Balance, June 30, 2018	2710	1,347,401.00							
Restricted Fund Balance, June 30, 2018	2720	10,142,581.01							
Committed Fund Balance, June 30, 2018	2730								
Assigned Fund Balance, June 30, 2018	2740	19,525,077.28							
Unassigned Fund Balance, June 30, 2018	2750	8,537,996.01							
TOTAL ENDING FUND BALANCE	2700	39,553,055.30							
TOTAL APPROPRIATIONS, OTHER FINANCING USES AND FUND BALANCE		355,689,412.19							

DISTRICT SCHOOL BOARD OF ESCAMBIA COUNTY
DISTRICT SUMMARY BUDGET
For Fiscal Year Ending June 30, 2018

SECTION III. SPECIAL REVENUE FUNDS - FOOD SERVICES - FUND 410

ESTIMATED REVENUES	Account Number	
<i>FEDERAL THROUGH STATE AND LOCAL:</i>		
National School Lunch Act	3260	16,375,180.00
USDA-Donated Commodities	3265	1,426,920.00
Federal Through Local	3280	
Miscellaneous Federal Through State	3299	
Total Federal Through State and Local	3200	17,802,100.00
<i>STATE:</i>		
School Breakfast Supplement	3337	131,000.00
School Lunch Supplement	3338	147,000.00
State Through Local	3380	
Other Miscellaneous State Revenues	3399	3,000.00
Total State	3300	281,000.00
<i>LOCAL:</i>		
Investment Income	3430	5,000.00
Gifts, Grants and Bequests	3440	
Food Service	3450	3,040,000.00
Other Miscellaneous Local Sources	3495	
Total Local	3400	3,045,000.00
TOTAL ESTIMATED REVENUES		21,128,100.00
OTHER FINANCING SOURCES:		
Loans	3720	
Sale of Capital Assets	3730	
Loss Recoveries	3740	
<i>Transfers In:</i>		
From General Fund	3610	
From Debt Service Funds	3620	
From Capital Projects Funds	3630	
Interfund	3650	
From Permanent Funds	3660	
From Internal Service Funds	3670	
From Enterprise Funds	3690	
Total Transfers In	3600	
TOTAL OTHER FINANCING SOURCES		
Fund Balance, July 1, 2017	2800	6,602,970.73
TOTAL ESTIMATED REVENUES, OTHER FINANCING SOURCES AND FUND BALANCE		27,731,070.73

DISTRICT SCHOOL BOARD OF ESCAMBIA COUNTY
DISTRICT SUMMARY BUDGET
For Fiscal Year Ending June 30, 2018

SECTION III. SPECIAL REVENUE FUNDS - FOOD SERVICES -
FUND 410 (CONTINUED)

APPROPRIATIONS	Account Number	
<i>Food Services: (Function 7600)</i>		
Salaries	100	4,998,450.00
Employee Benefits	200	2,705,400.00
Purchased Services	300	737,019.33
Energy Services	400	291,650.00
Materials and Supplies	500	10,883,142.85
Capital Outlay	600	407,215.65
Other	700	1,239,599.90
Capital Outlay (Function 9300)	600	
TOTAL APPROPRIATIONS		21,262,477.73
OTHER FINANCING USES:		
<i>Transfers Out (Function 9700)</i>		
To General Fund	910	
To Debt Service Funds	920	
To Capital Projects Funds	930	
Interfund	950	
To Permanent Funds	960	
To Internal Service Funds	970	
To Enterprise Funds	990	
Total Transfers Out	9700	
TOTAL OTHER FINANCING USES		
Nonspendable Fund Balance, June 30, 2018	2710	1,381,472.48
Restricted Fund Balance, June 30, 2018	2720	5,087,120.52
Committed Fund Balance, June 30, 2018	2730	
Assigned Fund Balance, June 30, 2018	2740	
Unassigned Fund Balance, June 30, 2018	2750	
TOTAL ENDING FUND BALANCE	2700	6,468,593.00
TOTAL APPROPRIATIONS, OTHER FINANCING USES AND FUND BALANCE		27,731,070.73

DISTRICT SCHOOL BOARD OF ESCAMBIA COUNTY
DISTRICT SUMMARY BUDGET
For Fiscal Year Ending June 30, 2018

SECTION IV. SPECIAL REVENUE FUNDS - OTHER FEDERAL
PROGRAMS - FUND 420

ESTIMATED REVENUES	Account Number	
<i>FEDERAL DIRECT:</i>		
Head Start	3130	
Workforce Innovation and Opportunity Act	3170	
Community Action Programs	3180	
Reserve Officers Training Corps (ROTC)	3191	
Pell Grants	3192	
Miscellaneous Federal Direct	3199	3,007,989.23
Total Federal Direct	3100	3,007,989.23
<i>FEDERAL THROUGH STATE AND LOCAL:</i>		
Career and Technical Education	3201	608,536.55
Medicaid	3202	
Workforce Innovation and Opportunity Act	3220	397,766.44
Teacher and Principal Training and Recruiting - Title II, Part A	3225	
Math and Science Partnerships - Title II, Part B	3226	
Individuals with Disabilities Education Act (IDEA)	3230	12,868,689.89
Elementary and Secondary Education Act, Title I	3240	14,219,690.70
Language Instruction - Title III	3241	
Twenty-First Century Schools - Title IV	3242	
Federal Through Local	3280	
Miscellaneous Federal Through State	3299	1,981,712.27
Total Federal Through State And Local	3200	30,076,395.85
<i>STATE:</i>		
State Through Local	3380	
Other Miscellaneous State Revenues	3399	
Total State	3300	
<i>LOCAL:</i>		
Investment Income	3430	
Gifts, Grants and Bequests	3440	
Adult General Education Course Fees	3461	
Other Miscellaneous Local Sources	3495	
Total Local	3400	
TOTAL ESTIMATED REVENUES		33,084,385.08
OTHER FINANCING SOURCES:		
Loans	3720	
Sale of Capital Assets	3730	
Loss Recoveries	3740	
<i>Transfers In:</i>		
From General Fund	3610	
From Debt Service Funds	3620	
From Capital Projects Funds	3630	
Interfund	3650	
From Permanent Funds	3660	
From Internal Service Funds	3670	
From Enterprise Funds	3690	
Total Transfers In	3600	
TOTAL OTHER FINANCING SOURCES		
Fund Balance, July 1, 2017	2800	
TOTAL ESTIMATED REVENUES, OTHER FINANCING SOURCES AND FUND BALANCE		33,084,385.08

DISTRICT SCHOOL BOARD OF ESCAMBIA COUNTY
DISTRICT SUMMARY BUDGET
For Fiscal Year Ending June 30, 2018

SECTION IV. SPECIAL REVENUE FUNDS - OTHER FEDERAL PROGRAMS - FUND 420 (Continued)

APPROPRIATIONS	Account Number	Totals	Salaries 100	Employee Benefits 200	Purchased Services 300	Energy Services 400	Materials and Supplies 500	Capital Outlay 600	Other 700
Instruction	5000	11,313,148.89	4,114,333.23	1,916,510.92	568,533.63		1,997,458.27	1,282,167.84	1,434,145.00
Student Support Services	6100	1,812,370.02	743,750.00	206,129.00	657,820.02		123,795.00	6,170.00	74,706.00
Instructional Media Services	6200	250,180.00	212,500.00	35,680.00				2,000.00	
Instruction and Curriculum Development Services	6300	8,906,303.56	4,992,105.62	1,575,952.28	626,822.36		1,562,358.30	133,865.00	15,200.00
Instructional Staff Training Services	6400	3,105,524.73	1,234,085.80	486,800.84	648,262.40	450.00	540,887.69	62,548.00	132,490.00
Instruction-Related Technology	6500	1,700,391.00	1,232,903.00	372,442.00	8,950.00				86,096.00
Board	7100								
General Administration	7200	1,364,653.60							1,364,653.60
School Administration	7300	479,768.98			479,768.98				
Facilities Acquisition and Construction	7400	33,900.00						33,900.00	
Fiscal Services	7500	53,460.00					53,460.00		
Food Services	7600								
Central Services	7700	82,616.00	31,788.00	6,903.00	34,950.00				8,975.00
Student Transportation Services	7800	2,832,237.60	1,440,939.00	957,630.00	35,630.00	1,994.00			396,044.60
Operation of Plant	7900	26,350.00			26,350.00				
Maintenance of Plant	8100								
Administrative Technology Services	8200	76,542.00	59,672.00	16,870.00					
Community Services	9100	1,046,938.70		500.00	5,900.00		600.00	1,039,938.70	
Other Capital Outlay	9300								
TOTAL APPROPRIATIONS		33,084,385.08	14,062,076.65	5,575,418.04	3,092,987.39	2,444.00	4,278,559.26	2,560,589.54	3,512,310.20
OTHER FINANCING USES:									
Transfers Out: (Function 9700)									
To General Fund	910								
To Debt Service Funds	920								
To Capital Projects Funds	930								
Interfund	950								
To Permanent Funds	960								
To Internal Service Funds	970								
To Enterprise Funds	990								
Total Transfers Out	9700								
TOTAL OTHER FINANCING USES									
Nonspendable Fund Balance, June 30, 2018	2710								
Restricted Fund Balance, June 30, 2018	2720								
Committed Fund Balance, June 30, 2018	2730								
Assigned Fund Balance, June 30, 2018	2740								
Unassigned Fund Balance, June 30, 2018	2750								
TOTAL ENDING FUND BALANCE	2700								
TOTAL APPROPRIATIONS, OTHER FINANCING USES AND FUND BALANCE		33,084,385.08							

DISTRICT SCHOOL BOARD OF ESCAMBIA COUNTY
DISTRICT SUMMARY BUDGET
For Fiscal Year Ending June 30, 2018

SECTION V. SPECIAL REVENUE FUNDS - MISCELLANEOUS - FUND 490

ESTIMATED REVENUES	Account Number	
<i>FEDERAL THROUGH STATE AND LOCAL:</i>		
Federal Through Local	3280	
Total Federal Through State and Local	3200	
<i>LOCAL:</i>		
Investment Income	3430	
Gifts, Grants and Bequests	3440	
Other Miscellaneous Local Sources	3495	
Total Local	3400	
TOTAL ESTIMATED REVENUES	3000	
OTHER FINANCING SOURCES		
<i>Transfers In:</i>		
From General Fund	3610	
From Debt Service Funds	3620	
From Capital Projects Funds	3630	
Interfund	3650	
From Permanent Funds	3660	
From Internal Service Funds	3670	
From Enterprise Funds	3690	
Total Transfers In	3600	
TOTAL OTHER FINANCING SOURCES		
Fund Balance, July 1, 2017	2800	
TOTAL ESTIMATED REVENUES, OTHER FINANCING SOURCES AND FUND BALANCE		

DISTRICT SCHOOL BOARD OF ESCAMBIA COUNTY
DISTRICT SUMMARY BUDGET
For Fiscal Year Ending June 30, 2018

SECTION V. SPECIAL REVENUE FUNDS - MISCELLANEOUS - FUND 490 (Continued)

APPROPRIATIONS	Account Number	Totals	Salaries 100	Employee Benefits 200	Purchased Services 300	Energy Services 400	Materials and Supplies 500	Capital Outlay 600	Other 700
Instruction	5000								
Student Support Services	6100								
Instructional Media Services	6200								
Instruction and Curriculum Development Services	6300								
Instructional Staff Training Services	6400								
Instruction-Related Technology	6500								
Board	7100								
General Administration	7200								
School Administration	7300								
Facilities Acquisition and Construction	7400								
Fiscal Services	7500								
Central Services	7700								
Student Transportation Services	7800								
Operation of Plant	7900								
Maintenance of Plant	8100								
Administrative Technology Services	8200								
Community Services	9100								
Other Capital Outlay	9300								
TOTAL APPROPRIATIONS									
OTHER FINANCING USES:									
<i>Transfers Out (Function 9700)</i>									
To General Fund	910								
To Debt Service Funds	920								
To Capital Projects Funds	930								
Interfund	950								
To Permanent Funds	960								
To Internal Service Funds	970								
To Enterprise Funds	990								
Total Transfers Out	9700								
TOTAL OTHER FINANCING USES									
Nonspendable Fund Balance, June 30, 2018	2710								
Restricted Fund Balance, June 30, 2018	2720								
Committed Fund Balance, June 30, 2018	2730								
Assigned Fund Balance, June 30, 2018	2740								
Unassigned Fund Balance, June 30, 2018	2750								
TOTAL ENDING FUND BALANCE	2700								
TOTAL APPROPRIATIONS, OTHER FINANCING USES AND FUND BALANCE									

DISTRICT SCHOOL BOARD OF ESCAMBIA COUNTY
DISTRICT SUMMARY BUDGET
For Fiscal Year Ending June 30, 2018

SECTION VI. DEBT SERVICE FUNDS

ESTIMATED REVENUES	Account Number	Totals	210 SBE/COBI Bonds	220 Special Act Bonds	230 Sections 1011.14 & 1011.15, F.S., Loans	240 Motor Vehicle Revenue Bonds	250 District Bonds	290 Other Debt Service	299 ARRA Economic Stimulus Debt Service
<i>FEDERAL DIRECT SOURCES:</i>									
Miscellaneous Federal Direct	3199								
Total Federal Direct Sources	3100								
<i>FEDERAL THROUGH STATE AND LOCAL:</i>									
Miscellaneous Federal Through State	3299								
Total Federal Through State and Local	3200								
<i>STATE SOURCES:</i>									
CO&DS Withheld for SBE/COBI Bonds	3322	246,902.50	246,902.50						
SBE/COBI Bond Interest	3326								
Sales Tax Distribution (s. 212.20(6)(d)6 a., F.S.)	3341								
Total State Sources	3300	246,902.50	246,902.50						
<i>LOCAL SOURCES:</i>									
District Debt Service Taxes	3412								
County Local Sales Tax	3418								
School District Local Sales Tax	3419								
Tax Redemptions	3421								
Excess Fees	3423								
Rent	3425								
Investment Income	3430								
Gifts, Grants and Bequests	3440								
Total Local Sources	3400								
TOTAL ESTIMATED REVENUES		246,902.50	246,902.50						
OTHER FINANCING SOURCES:									
Issuance of Bonds	3710								
Loans	3720								
Proceeds of Lease-Purchase Agreements	3750								
Premium on Long-term Debt	3790								
<i>Transfers In:</i>									
From General Fund	3610								
From Capital Projects Funds	3630	10,576,441.00						10,576,441.00	
From Special Revenue Funds	3640								
Interfund (Debt Service Only)	3650								
From Permanent Funds	3660								
From Internal Service Funds	3670								
From Enterprise Funds	3690								
Total Transfers In	3600	10,576,441.00						10,576,441.00	
TOTAL OTHER FINANCING SOURCES		10,576,441.00						10,576,441.00	
Fund Balance, July 1, 2017	2800	9,790,744.23	47,249.52					9,743,494.71	
TOTAL ESTIMATED REVENUES, OTHER FINANCING SOURCES AND FUND BALANCES		20,614,087.73	294,152.02					20,319,935.71	

DISTRICT SCHOOL BOARD OF ESCAMBIA COUNTY
DISTRICT SUMMARY BUDGET
For Fiscal Year Ending June 30, 2018

SECTION VI. DEBT SERVICE FUNDS (Continued)

APPROPRIATIONS	Account Number	Totals	210 SBE/COBI Bonds	220 Special Act Bonds	230 Sections 1011.14 & 1011.15, F.S., Loans	240 Motor Vehicle Revenue Bonds	250 District Bonds	290 Other Debt Service	299 ARRA Economic Stimulus Debt Service
<i>Debt Service: (Function 9200)</i>									
Redemption of Principal	710	7,645,309.00	167,000.00					7,478,309.00	
Interest	720	3,173,034.50	79,902.50					3,093,132.00	
Dues and Fees	730	50,000.00						50,000.00	
Miscellaneous	790								
TOTAL APPROPRIATIONS	9200	10,868,343.50	246,902.50					10,621,441.00	
OTHER FINANCING USES:									
Payments to Refunding Escrow Agent (Function 9299)	760								
<i>Transfers Out: (Function 9700)</i>									
To General Fund	910								
To Capital Projects Funds	930								
To Special Revenue Funds	940								
Interfund (Debt Service Only)	950								
To Permanent Funds	960								
To Internal Service Funds	970								
To Enterprise Funds	990								
Total Transfers Out	9700								
TOTAL OTHER FINANCING USES									
Nonspendable Fund Balance, June 30, 2018	2710								
Restricted Fund Balance, June 30, 2018	2720								
Committed Fund Balance, June 30, 2018	2750								
Assigned Fund Balance, June 30, 2018	2740	9,745,744.23	47,249.52					9,698,494.71	
Unassigned Fund Balance, June 30, 2018	2750								
TOTAL ENDING FUND BALANCES	2700	9,745,744.23	47,249.52					9,698,494.71	
TOTAL APPROPRIATIONS, OTHER FINANCING USES AND FUND BALANCES		20,614,087.73	294,152.02					20,319,935.71	

DISTRICT SCHOOL BOARD OF ESCAMBIA COUNTY
 DISTRICT SUMMARY BUDGET
 For Fiscal Year Ending June 30, 2018

SECTION VII. CAPITAL PROJECTS FUNDS

ESTIMATED REVENUES	Account Number	Totals	310 Capital Outlay Bond Issues (COBI)	320 Special Act Bonds	330 Sections 1011.14 & 1011.15, F.S., Loans	340 Public Education Capital Outlay (PECO)	350 District Bonds	360 Capital Outlay and Debt Service	370 Nonvoted Capital Improvement (Section 1011.71(2), F.S.)	380 Voted Capital Improvement	390 Other Capital Projects	399 ARRA Economic Stimulus Capital Projects
FEDERAL DIRECT SOURCES												
Miscellaneous Federal Direct	3199											
Total Federal Direct Sources	3100											
FEDERAL THROUGH STATE AND LOCAL												
Miscellaneous Federal Through State	3299											
Total Federal Through State and Local	3200											
STATE SOURCES												
COBIDS Distributed	3321	967,654.00						967,654.00				
Interest on Undistributed COBIDS	3325											
Sales Tax Distribution (s. 212.206(d)(6)a., F.S.)	3341											
State Through Local	3380											
Public Education Capital Outlay (PECO)	3391	1,388,480.00				1,388,480.00						
Classrooms First Program	3392											
SMART Schools Small County Assistance Program	3395											
Class Size Reduction Capital Outlay	3396											
Charter School Capital Outlay Funding	3397											
Other Miscellaneous State Revenues	3399											
Total State Sources	3300	2,356,134.00				1,388,480.00		967,654.00				
LOCAL SOURCES												
District Local Capital Improvement Tax	3413	25,777,226.00							25,777,226.00			
County Local Sales Tax	3418											
School District Local Sales Tax	3419	24,000,000.00									24,000,000.00	
Tax Redemptions	3421											
Investment Income	3430											
Grts. Grants and Bequests	3440											
Miscellaneous Local Sources	3490											
Impact Fees	3496											
Refunds of Prior Year's Expenditures	3497											
Total Local Sources	3400	49,777,226.00							25,777,226.00		24,000,000.00	
TOTAL ESTIMATED REVENUES		52,133,360.00				1,388,480.00		967,654.00	25,777,226.00		24,000,000.00	
OTHER FINANCING SOURCES												
Issuance of Bonds	3710											
Loans	3720											
Sale of Capital Assets	3730											
Loss Recoveries	3740											
Proceeds of Lease-Purchase Agreements	3750											
Proceeds from Special Facility Construction Account	3770											
Transfers In												
From General Fund	3610											
From Debt Service Funds	3620											
From Special Revenue Funds	3640											
Interfund (Capital Projects Only)	3650											
From Permanent Funds	3660											
From Internal Service Funds	3670											
From Enterprise Funds	3690											
Total Transfers In	3600											
TOTAL OTHER FINANCING SOURCES												
Fund Balance July 1, 2017	2800	129,628,172.30				270,913.15		2,454,296.13	11,281,984.89		115,620,978.13	
TOTAL ESTIMATED REVENUES, OTHER FINANCING SOURCES AND FUND BALANCES		181,761,532.30				1,659,393.15		3,421,950.13	37,059,210.89		139,620,978.13	

DISTRICT SCHOOL BOARD OF ESCAMBIA COUNTY
DISTRICT SUMMARY BUDGET
For Fiscal Year Ending June 30, 2018

SECTION VII. CAPITAL PROJECTS FUNDS (Continued)

APPROPRIATIONS	Account Number	Totals	310 Capital Outlay Bond Issues (COBI)	320 Special Act Bonds	330 Sections 1011.14 & 1011.15, F.S., Loans	340 Public Education Capital Outlay (PECO)	350 District Bonds	360 Capital Outlay and Debt Service	370 Nonvoted Capital Improvement (Section 1011.71(2), F.S.)	380 Voted Capital Improvement	390 Other Capital Projects	399 ARRA Economic Stimulus Capital Projects
<i>Appropriations (Functions 7400-9200)</i>												
Library Books (New Libraries)	610											
Audiovisual Materials	620											
Buildings and Fixed Equipment	630	70,660,646.61									70,660,646.61	
Furniture, Fixtures and Equipment	640	4,146,631.61						255,015.54	3,734,748.54		156,867.53	
Motor Vehicles (Including Buses)	650	6,694,315.14							6,694,315.14			
Land	660											
Improvements Other Than Buildings	670	4,269,218.97				125,000.00		136,434.38	336,641.88		3,671,142.71	
Remodeling and Renovations	680	25,794,745.40				799,167.15		2,248,216.50	3,908,852.64		18,838,509.11	
Computer Software	690	479,357.00							479,357.00			
Redemption of Principal	710											
Interest	720											
Dues and Fees	730											
TOTAL APPROPRIATIONS		111,954,914.73				924,167.15		2,639,666.42	15,063,915.20		93,327,165.96	
OTHER FINANCING USES:												
<i>Transfers Out (Function 9700)</i>												
To General Fund	910	8,286,086.00				735,226.00			7,550,860.00			
To Debt Service Funds	920	10,576,441.00							4,787,241.00		5,789,200.00	
To Special Revenue Funds	940											
Interfund (Capital Projects Only)	950											
To Permanent Funds	960											
To Internal Service Funds	970											
To Enterprise Funds	990											
Total Transfers Out	9700	18,862,527.00				735,226.00			12,338,101.00		5,789,200.00	
TOTAL OTHER FINANCING USES		18,862,527.00				735,226.00			12,338,101.00		5,789,200.00	
Nonspendable Fund Balance, June 30, 2018	2710											
Restricted Fund Balance, June 30, 2018	2720	50,944,090.57						782,283.71	9,657,194.69		40,504,612.17	
Committed Fund Balance, June 30, 2018	2730											
Assigned Fund Balance, June 30, 2018	2740											
Unassigned Fund Balance, June 30, 2018	2750											
TOTAL ENDING FUND BALANCES	2700	50,944,090.57						782,283.71	9,657,194.69		40,504,612.17	
TOTAL APPROPRIATIONS, OTHER FINANCING USES AND FUND BALANCES		181,761,532.30				1,659,393.15		3,421,950.13	37,059,210.89		139,620,978.13	

DISTRICT SCHOOL BOARD OF ESCAMBIA COUNTY
DISTRICT SUMMARY BUDGET
For Fiscal Year Ending June 30, 2018

SECTION VIII. PERMANENT FUNDS - FUND 000

ESTIMATED REVENUES	Account Number	
Federal Direct	3100	
Federal Through State and Local	3200	
State Sources	3300	
Local Sources	3400	
TOTAL ESTIMATED REVENUES		
OTHER FINANCING SOURCES:		
Sale of Capital Assets	3730	
Loss Recoveries	3740	
<i>Transfers In:</i>		
From General Fund	3610	
From Debt Service Funds	3620	
From Capital Projects Funds	3630	
From Special Revenue Funds	3640	
From Internal Service Funds	3670	
From Enterprise Funds	3690	
Total Transfers In	3600	
TOTAL OTHER FINANCING SOURCES		
Fund Balance, July 1, 2017	2800	
TOTAL ESTIMATED REVENUES, OTHER FINANCING SOURCES AND FUND BALANCE		

DISTRICT SCHOOL BOARD OF ESCAMBIA COUNTY
 DISTRICT SUMMARY BUDGET
 For Fiscal Year Ending June 30, 2018

SECTION VIII. PERMANENT FUNDS - FUND 000 (Continued)

APPROPRIATIONS	Account Number	Totals	Salaries 100	Employee Benefits 200	Purchased Services 300	Energy Services 400	Materials and Supplies 500	Capital Outlay 600	Other 700
Instruction	5000								
Student Support Services	6100								
Instructional Media Services	6200								
Instruction and Curriculum Development Services	6300								
Instructional Staff Training Services	6400								
Instruction-Related Technology	6500								
Board	7100								
General Administration	7200								
School Administration	7300								
Facilities Acquisition and Construction	7400								
Fiscal Services	7500								
Central Services	7700								
Student Transportation Services	7800								
Operation of Plant	7900								
Maintenance of Plant	8100								
Administrative Technology Services	8200								
Community Services	9100								
Debt Service	9200								
Other Capital Outlay	9300								
TOTAL APPROPRIATIONS									
OTHER FINANCING USES:									
<i>Transfers Out (Function 9700)</i>									
To General Fund	910								
To Debt Service Funds	920								
To Capital Projects Funds	930								
To Special Revenue Funds	940								
To Internal Service Funds	970								
To Enterprise Funds	990								
Total Transfers Out	9700								
TOTAL OTHER FINANCING USES									
Nonspendable Fund Balance, June 30, 2018	2710								
Restricted Fund Balance, June 30, 2018	2720								
Committed Fund Balance, June 30, 2018	2730								
Assigned Fund Balance, June 30, 2018	2740								
Unassigned Fund Balance, June 30, 2018	2750								
TOTAL ENDING FUND BALANCE	2700								
TOTAL APPROPRIATIONS, OTHER FINANCING USES AND FUND BALANCE									

DISTRICT SCHOOL BOARD OF ESCAMBIA COUNTY
DISTRICT SUMMARY BUDGET
For Fiscal Year Ending June 30, 2018

SECTION IX. ENTERPRISE FUNDS

ESTIMATED REVENUES	Account Number	Totals	911 Self-Insurance Consortium	912 Self-Insurance Consortium	913 Self-Insurance Consortium	914 Self-Insurance Consortium	915 ARRA Consortium	921 Other Enterprise Programs	922 Other Enterprise Programs
<i>OPERATING REVENUES:</i>									
Charges for Services	3481								
Charges for Sales	3482								
Premium Revenue	3484								
Other Operating Revenues	3489								
Total Operating Revenues									
<i>NONOPERATING REVENUES:</i>									
Investment Income	3430								
Gifts, Grants and Bequests	3440								
Other Miscellaneous Local Sources	3495								
Loss Recoveries	3740								
Gain on Disposition of Assets	3780								
Total Nonoperating Revenues									
<i>Transfers In:</i>									
From General Fund	3610								
From Debt Service Funds	3620								
From Capital Projects Funds	3630								
From Special Revenue Funds	3640								
Interfund (Enterprise Funds Only)	3650								
From Permanent Funds	3660								
From Internal Service Funds	3670								
Total Transfers In	3600								
Net Position, July 1, 2017	2880								
TOTAL OPERATING REVENUES, NONOPERATING REVENUES, TRANSFERS IN AND NET POSITION									
ESTIMATED EXPENSES	Object								
<i>OPERATING EXPENSES: (Function 9900)</i>									
Salaries	100								
Employee Benefits	200								
Purchased Services	300								
Energy Services	400								
Materials and Supplies	500								
Capital Outlay	600								
Other (including Depreciation)	700								
Total Operating Expenses									
<i>NONOPERATING EXPENSES: (Function 9900)</i>									
Interest	720								
Loss on Disposition of Assets	810								
Total Nonoperating Expenses									
<i>Transfers Out: (Function 9700)</i>									
To General Fund	910								
To Debt Service Funds	920								
To Capital Projects Funds	930								
To Special Revenue Funds	940								
Interfund Transfers (Enterprise Funds Only)	950								
To Permanent Funds	960								
To Internal Service Funds	970								
Total Transfers Out	9700								
Net Position, June 30, 2018	2780								
TOTAL OPERATING EXPENSES, NONOPERATING EXPENSES, TRANSFERS OUT AND NET POSITION									

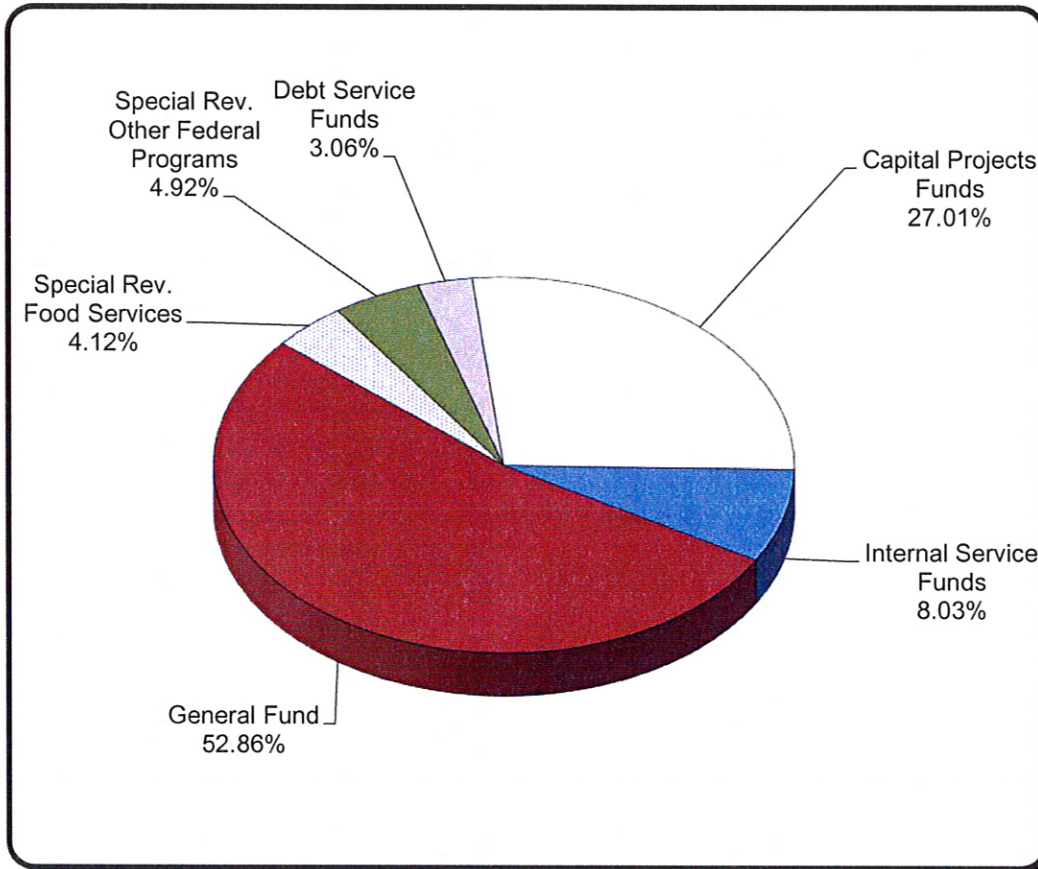
DISTRICT SCHOOL BOARD OF ESCAMBIA COUNTY
DISTRICT SUMMARY BUDGET
For Fiscal Year Ending June 30, 2018

SECTION X. INTERNAL SERVICE FUNDS

ESTIMATED REVENUES	Account Number	Totals	711 Self-Insurance	712 Self-Insurance	713 Self-Insurance	714 Self-Insurance	715 Self-Insurance	731 Consortium Programs	791 Other Internal Service
<i>OPERATING REVENUES:</i>									
Charges for Services	3481								
Charges for Sales	3482								
Premium Revenue	3484	45,636,374.00	4,069,374.00	41,567,000.00					
Other Operating Revenues	3489	865,000.00		865,000.00					
Total Operating Revenues		46,501,374.00	4,069,374.00	42,432,000.00					
<i>NONOPERATING REVENUES:</i>									
Investment Income	3430								
Gifts, Grants and Bequests	3440								
Other Miscellaneous Local Sources	3495								
Loss Recoveries	3740								
Gain on Disposition of Assets	3780								
Total Nonoperating Revenues									
<i>Transfers In:</i>									
From General Fund	3610								
From Debt Service Funds	3620								
From Capital Projects Funds	3630								
From Special Revenue Funds	3640								
Interfund (Internal Service Funds Only)	3650								
From Permanent Funds	3660								
From Enterprise Funds	3690								
Total Transfers In	3600								
Net Position, July 1, 2017	2880	7,561,412.00		7,561,412.00					
TOTAL OPERATING REVENUES, NONOPERATING REVENUES, TRANSFERS IN AND NET POSITION		54,062,786.00	4,069,374.00	49,993,412.00					
ESTIMATED EXPENSES									
<i>OPERATING EXPENSES: (Function 9900)</i>									
Salaries	100	433,550.00	199,250.00	234,300.00					
Employee Benefits	200	3,340,933.00	3,252,519.00	88,414.00					
Purchased Services	300	5,599,853.00	600,740.00	4,999,113.00					
Energy Services	400	15,406.00	5,425.00	9,981.00					
Materials and Supplies	500	41,780.00	5,770.00	36,010.00					
Capital Outlay	600	5,500.00	5,000.00	500.00					
Other (including Depreciation)	700	38,046,470.00	670.00	38,045,800.00					
Total Operating Expenses		47,483,492.00	4,069,374.00	43,414,118.00					
<i>NONOPERATING EXPENSES: (Function 9900)</i>									
Interest	720								
Loss on Disposition of Assets	810								
Total Nonoperating Expenses									
<i>Transfers Out: (Function 9700)</i>									
To General Fund	910								
To Debt Service Funds	920								
To Capital Projects Funds	930								
To Special Revenue Funds	940								
Interfund Transfers (Internal Service Funds Only)	950								
To Permanent Funds	960								
To Enterprise Funds	990								
Total Transfers Out	9700								
Net Position, June 30, 2018	2780	6,579,294.00		6,579,294.00					
TOTAL OPERATING EXPENSES, NONOPERATING EXPENSES, TRANSFERS OUT AND NET POSITION		54,062,786.00	4,069,374.00	49,993,412.00					

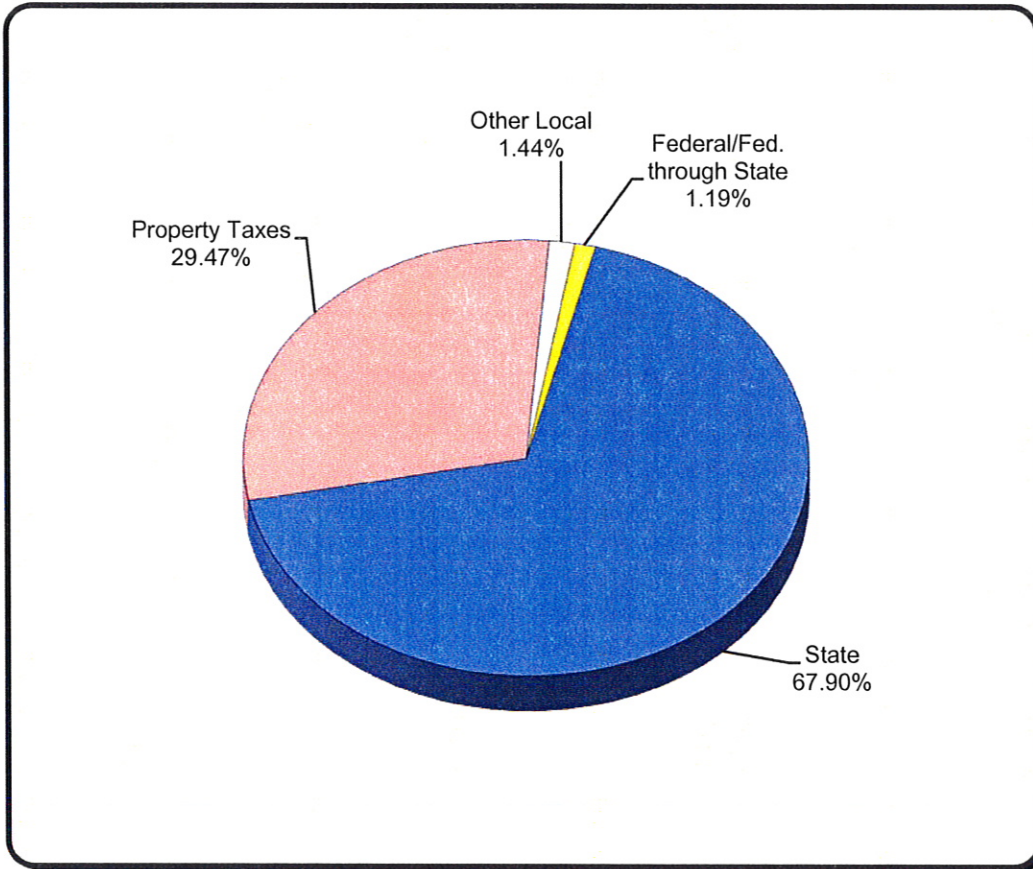
SUPPLEMENTAL INFORMATION

**SCHOOL DISTRICT OF ESCAMBIA COUNTY
DISTRICT SUMMARY BUDGET
2017-2018 ANALYSIS BY FUND**



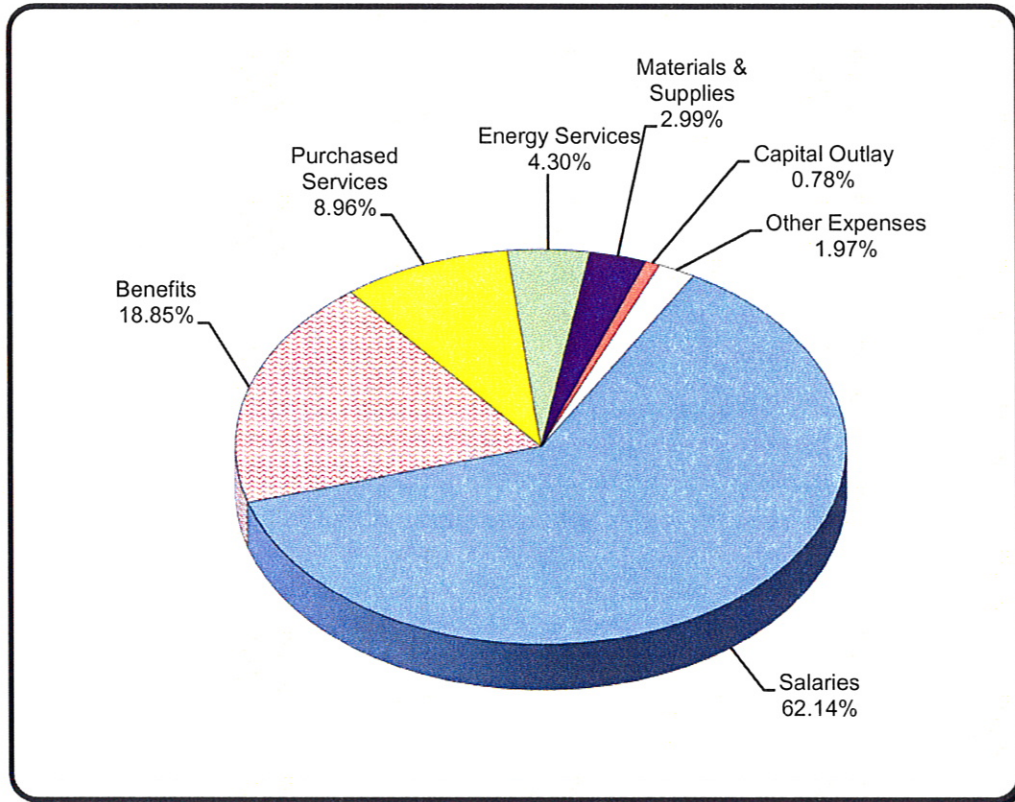
General Fund	\$355,689,412.19
Special Rev. Food Services	27,731,070.73
Special Rev. Federal Programs	33,084,385.08
Debt Service Funds	20,614,087.73
Capital Projects Funds	<u>181,761,532.30</u>
Total Governmental Funds	618,880,488.03
Internal Service Funds	<u>54,062,786.00</u>
Grand Total	<u><u>\$672,943,274.03</u></u>

**SCHOOL DISTRICT OF ESCAMBIA COUNTY
GENERAL OPERATING FUND
2017-2018 ESTIMATED REVENUE**



Federal/Federal through State	\$3,568,983.00
State	203,184,925.27
Property Taxes	88,175,298.00
Other Local	4,320,640.00
Total Revenue	<u>299,249,846.27</u>
Transfers In	8,286,086.00
Beginning Fund Balance 7/1/17	<u>48,153,479.92</u>
Total Available	<u><u>\$355,689,412.19</u></u>

**SCHOOL DISTRICT OF ESCAMBIA COUNTY
GENERAL OPERATING FUND
2017-2018 PROPOSED APPROPRIATIONS BY OBJECT**



Salaries	\$ 196,436,192.52
Benefits	59,598,791.69
Purchased Services	28,329,497.16
Energy Services	13,607,706.00
Materials & Supplies	9,462,064.71
Capital Outlay	2,472,736.81
Other Expenses	6,229,368.00
Total Appropriations	<u>316,136,356.89</u>
 Ending Fund Balance	 <u>39,553,055.30</u>
 Grand Total	 <u><u>\$ 355,689,412.19</u></u>



CERTIFICATION OF SCHOOL TAXABLE VALUE

DR-420S
R. 5/13
Rule 12D-16.002, FAC
Effective 5/13
Provisional

Year : 2017	County : ESCAMBIA
-------------	-------------------

Name of School District :
ESCAMBIA CO SCHOOL DIST

SECTION I : COMPLETED BY PROPERTY APPRAISER. SEND TO SCHOOL DISTRICT

1.	Current year taxable value of real property for operating purposes	\$	15,913,466,533	(1)
2.	Current year taxable value of personal property for operating purposes	\$	1,959,517,488	(2)
3.	Current year taxable value of centrally assessed property for operating purposes	\$	27,867,458	(3)
4.	Current year gross taxable value for operating purposes <i>(Line 1 plus Line 2 plus Line 3)</i>	\$	17,900,851,479	(4)
5.	Current year net new taxable value (Add new construction, additions, rehabilitative improvements increasing assessed value by at least 100%, annexations, and tangible personal property value over 115% of the previous year's value. Subtract deletions.)	\$	237,991,680	(5)
6.	Current year adjusted taxable value <i>(Line 4 minus Line 5)</i>	\$	17,662,859,799	(6)
7.	Prior year FINAL gross taxable value from prior year applicable Form DR-403 Series	\$	17,066,661,790	(7)
8.	Does the taxing authority levy a voted debt service millage or a millage voted for 2 years or less under s. 9(b), Article VII, State Constitution? <i>(If yes, complete and attach form DR-420DEBT, Certification of Voted Debt Millage.)</i>		<input type="checkbox"/> Yes <input checked="" type="checkbox"/> No	(8)


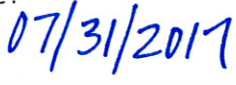
SIGN HERE	Property Appraiser Certification	I certify the taxable values above are correct to the best of my knowledge.		
	Signature of Property Appraiser :	Date :		
	Electronically Certified by Property Appraiser	6/27/2017 9:54 AM		

SECTION II : COMPLETED BY SCHOOL DISTRICTS. RETURN TO PROPERTY APPRAISER

Local board millage includes discretionary and capital outlay.					
9.	Prior year state law millage levy: Required Local Effort (RLE) <i>(Sum of previous year's RLE and prior period funding adjustment)</i>	4.6660	per \$1,000	(9)	
10.	Prior year local board millage levy <i>(All discretionary millages)</i>	2.2100	per \$1,000	(10)	
11.	Prior year state law proceeds <i>(Line 9 multiplied by Line 7, divided by 1,000)</i>	\$	79,633,044	(11)	
12.	Prior year local board proceeds <i>(Line 10 multiplied by Line 7, divided by 1,000)</i>	\$	37,717,323	(12)	
13.	Prior year total state law and local board proceeds <i>(Line 11 plus Line 12)</i>	\$	117,350,367	(13)	
14.	Current year state law rolled-back rate <i>(Line 11 divided by Line 6, multiplied by 1,000)</i>	4.5085	per \$1,000	(14)	
15.	Current year local board rolled-back rate <i>(Line 12 divided by Line 6, multiplied by 1,000)</i>	2.1354	per \$1,000	(15)	
16.	Current year proposed state law millage rate <i>(Sum of RLE and prior period funding adjustment)</i>	4.3830	per \$1,000	(16)	
17.	A. Capital Outlay	B. Discretionary Operating	C. Discretionary Capital Improvement	D. Use only with instructions from the Department of Revenue	E. Additional Voted Millage
	1.5000	0.7480	0.0000	0.0000	(17)
	Current year proposed local board millage rate <i>(17A plus 17B, plus 17C, plus 17D, plus 17E)</i>			2.2480	per \$1,000

18.	Current year state law proceeds <i>(Line 16 multiplied by Line 4, divided by 1,000)</i>	\$ 78,459,432	(18)
19.	Current year local board proceeds <i>(Line 17 multiplied by Line 4, divided by 1,000)</i>	\$ 40,241,114	(19)
20.	Current year total state law and local board proceeds <i>(Line 18 plus Line 19)</i>	\$ 118,700,546	(20)
21.	Current year proposed state law rate as percent change of state law rolled-back rate <i>(Line 16 divided by Line 14, minus 1, multiplied by 100)</i>	-2.78 %	(21)
22.	Current year total proposed rate as a percent change of rolled-back rate <i>{[(Line 16 plus Line 17) divided by (Line 14 plus Line 15)], minus 1, multiplied by 100}</i>	-0.19 %	(22)

Final public budget hearing	Date : 9/14/2017	Time : 5:01PM	Place : J.E. Hall Center 30 E. Texar Drive, Room 160 Pensacola, FL
-----------------------------	---------------------	------------------	---

S I G N H E R E	Taxing Authority Certification		I certify the millages and rates are correct to the best of my knowledge. The millages comply with the provisions of s. 200.065, F.S.		
	Signature of Chief Administrative Officer :			Date :	
					
	Title :		Contact Name And Contact Title :		
	MALCOLM THOMAS, SUPERINTENDENT		TERRY ST. CYR, ASST SUPT		
Mailing Address :		Physical Address :			
75 N. PACE BLVD		75 N. PACE BLVD			
City, State, Zip :		Phone Number :	Fax Number :		
PENSACOLA, FL 32505		8504696122	8504696266		

THE SCHOOL DISTRICT OF ESCAMBIA COUNTY

**PROPOSED MILLAGE AND AD VALOREM TAX LEVIES BY FUND
2017-2018 FISCAL YEAR**

Ad Valorem Tax Levies	Mills	Amount ⁽¹⁾
General Fund - Required Local Effort	4.383 ⁽²⁾	\$75,321,055
Discretionary - Operating	<u>0.748</u>	<u>12,854,243</u>
	<u>5.131</u>	<u>\$88,175,298</u>
Capital Outlay	<u>1.500</u>	<u>25,777,226</u>
Total	<u><u>6.631</u></u>	<u><u>\$113,952,524</u></u>
2017 Certified Tax Roll		\$17,900,851,479

⁽¹⁾ Amounts generated by tax levies = millage rate x 96% of tax roll as certified by Property Appraiser and DOR.

⁽²⁾ Includes prior period funding adjustment.

THE SCHOOL DISTRICT OF ESCAMBIA COUNTY

**PROPOSED DISTRICT MILLAGE LEVIES
2017-2018 FEFP 2ND CALCULATION**

	2016-2017	2017-2018	Change
Required Local Effort	4.666 ⁽³⁾	4.383 ⁽³⁾	(0.283)
Discretionary - Operating	0.748	0.748	0.000
Total	5.414	5.131	(0.283)
Capital Outlay	1.462	1.500	0.038
Grand Total	6.876	6.631	(0.245)
	2016-2017	2017-2018	Change
Certified Tax Roll	\$17,066,661,790 ⁽¹⁾	\$17,900,851,479 ⁽²⁾	\$834,189,689

(1) Final Taxable Value - 2016 DR-422

(2) 2017-2018 Tax Roll as certified by Property Appraiser and DOR.

(3) Includes prior period funding adjustment.

THE SCHOOL DISTRICT OF ESCAMBIA COUNTY

**ANALYSIS OF PROPERTY TAXES GENERATED
2016-2017 VS 2017-2018**

Appraised Value	Exempt Value	Non-Exempt Value	2016-2017	2017-2018	Difference
\$ 50,000.00	\$ (25,000.00)	\$ 25,000.00	\$ 171.90	\$ 165.78	\$ (6.12)
70,000.00	(25,000.00)	45,000.00	309.42	298.40	(11.02)
90,000.00	(25,000.00)	65,000.00	446.94	431.02	(15.92)
110,000.00	(25,000.00)	85,000.00	584.46	563.64	(20.82)
130,000.00	(25,000.00)	105,000.00	721.98	696.26	(25.72)
150,000.00	(25,000.00)	125,000.00	859.50	828.88	(30.62)
			Required Local Effort	Discretionary	Total
Note: Mills Levied 2016-2017			4.666 *	2.210	6.876
Mills Levied 2017-2018			4.383 *	2.248	6.631
Difference			<u>(0.283)</u>	<u>0.038</u>	<u>(0.245)</u>

Mills Based on 2017-2018 Certified Tax Roll of \$17,900,851,479

*Includes prior period funding adjustment.

THE SCHOOL DISTRICT OF ESCAMBIA COUNTY

**MILLAGE LEVIED BY SCHOOL BOARD
1988-1989 TO 2017-2018**

Fiscal Year	Operating				Discretionary Local Capital Improvement	Total Millage
	Required Local Effort (Mandated by State)	Discretionary Operating	Discretionary Supplemental	Discretionary Critical Operating Needs		
1988-89	5.844	0.719			1.500	8.063
1989-90	6.151	0.719			2.000	8.870
1990-91	6.385	1.019			2.000	9.404
1991-92	6.635	0.510			2.000	9.145
1992-93	6.975	0.510			2.000	9.485
1993-94	6.937	0.510			2.000	9.447
1994-95	7.054	0.510	0.250		2.000	9.814
1995-96	7.159	0.510	0.250		2.000	9.919
1996-97	6.856	0.510	0.250		2.000	9.616
1997-98	6.805	0.510	0.250		2.000	9.565
1998-99	6.796	0.510	0.250		2.000	9.556
1999-00	6.251	0.510	0.250		2.000	9.011
2000-01	6.489	0.510	0.250		2.000	9.249
2001-02	6.226	0.510	0.250		2.000	8.986
2002-03	6.127	0.510	0.250		2.000	8.887
2003-04	6.049	0.510	0.229		2.000	8.788
2004-05	5.694	0.510	0.206		2.000	8.410
2005-06	5.273	0.510	0.250		2.000	8.033
2006-07	5.134	0.510	0.250		2.000	7.894
2007-08	4.960	0.510	0.250		2.000	7.720
2008-09	5.286	0.498	0.250		1.686	7.720
2009-10	5.612	0.748	-0- ¹	0.250	1.250	7.860
2010-11	5.631 ²	0.748	-0-	0.250	1.231	7.860
2011-12	5.573	0.748	-0-	-0-	1.500	7.821
2012-13	5.510	0.748	-0-	-0-	1.500	7.758
2013-14	5.309	0.748	-0-	-0-	1.500	7.557
2014-15	5.237	0.748	-0-	-0-	1.337	7.322
2015-16	4.999 ²	0.748	-0-	-0-	1.366	7.113
2016-17	4.666 ²	0.748	-0-	-0-	1.462	6.876
2017-18	4.383 ²	0.748	-0-	-0-	1.500	6.631

¹ Effective FY 2009 - 2010 the Discretionary Basic and Discretionary Supplemental millages were combined.

² Includes Prior Period Funding Adjustment Millage.

THE SCHOOL DISTRICT OF ESCAMBIA COUNTY

**ANALYSIS OF TAX ROLL
1993-1994 to 2017-2018**

Fiscal Year	Date of Roll	Amount	Percentage Increase
1993-94	1993	5,424,375,370	3.70%
1994-95	1994	5,551,207,772	2.34%
1995-96	1995	5,776,890,120	4.07%
1996-97	1996	5,956,369,950	3.11%
1997-98	1997	6,478,881,830	8.77%
1998-99	1998	7,033,279,212	8.56%
1999-00	1999	7,351,078,109	4.52%
2000-01	2000	8,045,257,509	9.44%
2001-02	2001	8,642,058,347	7.42%
2002-03	2002	9,100,507,039	5.30%
2003-04	2003	9,775,652,130	7.42%
2004-05 ⁽¹⁾	2004	11,622,765,421	18.90%
2005-06 ⁽²⁾	2005	11,613,884,200	-0.08%
2006-07	2006	14,825,927,718	27.66%
2007-08	2007	15,951,031,059	7.59%
2008-09	2008	16,435,045,831	3.03%
2009-10	2009	15,932,352,281	-3.06%
2010-11	2010	15,248,094,138	-4.29%
2011-12	2011	15,328,183,064	0.53%
2012-13	2012	14,995,805,026	-2.17%
2013-14	2013	15,185,937,304	1.27%
2014-15	2014	15,845,710,220	4.34%
2015-16	2015	16,413,934,013	3.59%
2016-17	2016	17,066,661,790	3.98%
2017-18 ⁽³⁾	2017	17,900,851,479	4.89%

Note: ⁽¹⁾ Value of Pensacola Beach property (leasehold improvements) added to tax rolls.

⁽²⁾ Decrease in tax rolls due to hurricane damages.

⁽³⁾ July 1, 2017 Taxable Value.

ADVERTISEMENTS

NOTICE OF BUDGET HEARING

The Escambia County School Board will soon consider a budget for
2017 – 2018. A public hearing to make a
DECISION on the budget AND TAXES will be held on:

July 31, 2017

5:01 p.m.

at

The Escambia County School Board

J. E. Hall Center

30 East Texar Drive

Pensacola, FL 32503

NOTICE OF TAX FOR SCHOOL CAPITAL OUTLAY

The Escambia County School Board will soon consider a measure to impose a 1.500 mill property tax for the capital outlay projects listed herein.

This tax is in addition to the School Board's proposed tax of 5.131 mills for operating expenses and is proposed solely at the discretion of the School Board.

The Capital Outlay Tax will generate approximately \$25,777,226 to be used for the following projects:

MAINTENANCE, RENOVATION, AND REPAIR

Repair, maintenance and renovation of facilities

Reimbursement of maintenance, renovations, and repairs paid through the General Fund as permitted by Florida Statute

MOTOR VEHICLE PURCHASES

Purchase of up to thirty-seven (37) school buses

Lease of driver's education vehicles

NEW AND REPLACEMENT EQUIPMENT, COMPUTER AND DEVICE HARDWARE AND OPERATING SYSTEM SOFTWARE NECESSARY FOR GAINING ACCESS TO OR ENHANCING THE USE OF ELECTRONIC AND DIGITAL INSTRUCTIONAL CONTENT AND RESOURCES, AND ENTERPRISE RESOURCE SOFTWARE

Computer equipment

Equipment for facilities

Furniture and equipment

Enterprise software technology

PAYMENTS FOR EDUCATIONAL FACILITIES AND SITES DUE UNDER A LEASE-PURCHASE AGREEMENT

Transfer for payment of rent under a lease-purchase agreement

Debt service on certificates of participation for twenty-one (21) schools

PAYMENT OF COSTS OF COMPLIANCE WITH ENVIRONMENTAL STATUTES, RULES, AND REGULATIONS

Removal of hazardous waste

PAYMENT OF PREMIUMS FOR PROPERTY AND CASUALTY INSURANCE NECESSARY TO INSURE THE EDUCATIONAL AND ANCILLARY PLANTS OF THE SCHOOL DISTRICT

Property insurance on physical plants

CHARTER SCHOOL CAPITAL OUTLAY PROJECTS PURSUANT TO S. 1013.62(4), F.S.

PURCHASE OF REAL PROPERTY

CONSTRUCTION OF SCHOOL FACILITIES

PURCHASE OR LEASE OF PERMANENT OR RELOCATABLE SCHOOL FACILITIES

PURCHASE OF VEHICLES TO TRANSPORT STUDENTS

RENOVATION, REPAIR, AND MAINTENANCE OF SCHOOL FACILITIES

PAYMENT OF THE COST OF PREMIUMS FOR PROPERTY AND CASUALTY INSURANCE NECESSARY TO INSURE SCHOOL FACILITIES

PURCHASE OR LEASE OF DRIVER'S EDUCATION VEHICLES, MAINTENANCE VEHICLES, SECURITY VEHICLES, OR VEHICLES USED IN STORING OR DISTRIBUTING MATERIALS AND EQUIPMENT

COMPUTER AND DEVICE HARDWARE AND OPERATING SYSTEM SOFTWARE NECESSARY FOR GAINING ACCESS TO OR ENHANCING THE USE OF ELECTRONIC AND DIGITAL INSTRUCTIONAL CONTENT AND RESOURCES, AND ENTERPRISE RESOURCE SOFTWARE

All concerned citizens are invited to a public hearing to be held on July 31, 2017, at 5:01 p.m. at the Escambia County School Board, J. E. Hall Center, 30 East Texar Drive, Pensacola, Florida.

A DECISION on the proposed CAPITAL OUTLAY TAXES will be made at this hearing.

BUDGET SUMMARY
DISTRICT SCHOOL BOARD OF ESCAMBIA COUNTY
THE PROPOSED OPERATING BUDGET EXPENDITURES OF THE SCHOOL BOARD OF ESCAMBIA COUNTY
ARE 4.1% MORE THAN LAST YEAR'S TOTAL OPERATING EXPENDITURES
FISCAL YEAR 2017 - 2018

PROPOSED MILLAGE LEVIES
NOT SUBJECT TO 10-MILL CAP:
 Operating or Capital Not to Exceed 2 Years 0.0000
 Debt Service 0.0000
Total Millage 6.6310

PROPOSED MILLAGE LEVIES SUBJECT TO 10-MILL CAP:

Required Local Effort	4.3830	Discretionary Critical Needs Operating	0.0000
Local Capital Improvement (Capital Outlay)	1.5000	Additional Millage Not to Exceed 4 Years (Operating)	0.0000
Discretionary Operating	0.7480		
Discretionary Capital Outlay	0.0000		

	GENERAL FUND	SPECIAL REVENUE	DEBT SERVICE	CAPITAL PROJECTS	TOTAL ALL FUNDS
ESTIMATED REVENUES:					
Federal sources	3,568,983	50,886,485	0	0	54,455,468
State sources	203,184,925	281,000	246,903	2,356,134	206,068,962
Local sources	92,495,938	3,045,000	0	49,777,226	145,318,164
TOTAL SOURCES	299,249,846	54,212,485	246,903	52,133,360	405,842,594
Other Financing Sources	0	0	0	0	0
Transfers In	8,286,086	0	10,576,441	0	18,862,527
Fund Balances/Reserves/Net Assets	48,153,480	6,602,971	9,790,744	129,628,172	194,175,367
TOTAL REVENUES, TRANSFERS & BALANCES	355,689,412	60,815,456	20,614,088	181,761,532	618,880,488
EXPENDITURES					
Instruction	196,523,182	11,313,149	0	0	207,836,331
Pupil Personnel Services	15,780,836	1,812,370	0	0	17,593,206
Instructional Media Services	4,522,311	250,180	0	0	4,772,491
Instructional and Curriculum Development Services	6,085,899	8,906,304	0	0	14,992,203
Instructional Staff Training Services	2,207,175	3,105,525	0	0	5,312,700
Instruction Related Technology	3,631,056	1,700,391	0	0	5,331,447
School Board	1,475,746	0	0	0	1,475,746
General Administration	825,000	1,364,654	0	0	2,189,654
School Administration	15,383,122	479,769	0	0	15,862,891
Facilities Acquisition and Construction	2,604,179	33,900	0	111,954,915	114,592,994
Fiscal Services	2,531,328	53,460	0	0	2,584,788
Food Services	115,000	21,262,478	0	0	21,377,478
Central Services	6,810,150	82,616	0	0	6,892,766
Pupil Transportation Services	16,902,411	2,832,238	0	0	19,734,649
Operation of Plant	26,302,747	26,350	0	0	26,329,097
Maintenance of Plant	10,745,359	0	0	0	10,745,359
Administrative Technology Services	3,136,857	76,542	0	0	3,213,399
Community Services	554,000	1,046,939	0	0	1,600,939
Debt Services		0	10,868,344	0	10,868,344
TOTAL EXPENDITURES	316,136,357	54,346,863	10,868,344	111,954,915	493,306,478
Transfers Out	0	0	0	18,862,527	18,862,527
Fund Balances/Reserves/Net Assets	39,553,055	6,468,593	9,745,744	50,944,091	106,711,483
TOTAL APPROPRIATED EXPENDITURES	355,689,412	60,815,456	20,614,088	181,761,532	618,880,488
TRANSFERS, RESERVES & BALANCES	355,689,412	60,815,456	20,614,088	181,761,532	618,880,488

The tentative, adopted, and/or final budgets are on file in the office of the above mentioned taxing authority as a public record.

RESOLUTIONS

Resolution Number 2018-01

A RESOLUTION OF THE ESCAMBIA COUNTY SCHOOL BOARD ADOPTING THE TENTATIVE MILLAGE RATES FOR FISCAL YEAR 2017-2018.

WHEREAS, the School Board of Escambia County, Florida, did pursuant to Chapters 200 and 1011, Florida Statutes, approve tentative millage rates for the fiscal year July 1, 2017 to June 30, 2018; and


WHEREAS, at the public hearing and in full compliance with Chapter 200, Florida Statutes, the Escambia County School Board adopted the tentative millage rates for fiscal year 2017-2018 in the amounts of:

	<u>Tentative Millage Levy</u>	<u>Proposed Amount To Be Raised</u>
Required Local Effort	4.383	75,321,055
Discretionary – Operating	0.748	12,854,243
Capital Outlay	1.500	25,777,226

The total millage rate to be levied is less than the roll-back rate by 0.19 percent.

NOW THEREFORE, BE IT RESOLVED;

That the Escambia County School Board, adopted each tentative millage rate for the fiscal year July 1, 2017 to June 30, 2018 on July 31, 2017 by separate vote prior to adopting the tentative budget.


Linda Moultrie, Chair

**APPROVED
ESCAMBIA COUNTY SCHOOL BOARD**

JUL 31 2017

**MALCOLM THOMAS, SUPERINTENDENT
VERIFIED BY RECORDING SECRETARY**

Resolution Number 2018-02

A RESOLUTION OF THE ESCAMBIA COUNTY SCHOOL BOARD ADOPTING THE TENTATIVE BUDGET FOR FISCAL YEAR 2017-2018.


WHEREAS, the School Board of Escambia County, Florida, did pursuant to Chapters 200 and 1011, Florida Statutes, approve tentative millage rates and tentative budget for the fiscal year July 1, 2017 to June 30, 2018; and

WHEREAS, the Escambia County School Board set forth the appropriations and revenue estimate for the Budget for fiscal year 2017-2018.

WHEREAS, at the public hearing and in full compliance with Chapter 200, Florida Statutes, the Escambia County School Board adopted the tentative millage rates and the budget in the amount of \$672,943,274.03 for fiscal year 2017-2018.

NOW THEREFORE, BE IT RESOLVED;

That the attached budget of Escambia County School Board, including the millage rates as set forth therein, is hereby adopted by the School Board of Escambia County as a tentative budget for the categories indicated for the fiscal year July 1, 2017 to June 30, 2018.


Linda Moultrie, Chair

APPROVED
ESCAMBIA COUNTY SCHOOL BOARD

JUL 31 2017

MALCOLM THOMAS, SUPERINTENDENT
VERIFIED BY RECORDING SECRETARY