

Introducing Blackboard/Finalsite Web Community Manager: School Site Creation and Management

Escambia County Public Schools

May 2023

Presenter:

Georgia Belles

Information Technology Department



Training Objectives

Having to learn a new website system in a hurry



Training Objectives

Having to learn a new website system



After today's training





Target date for new
school site activation:

JUNE 10, 2023

- Submit a ticket letting us know the site is ready for review
- After review and any adjustments made the site will go live





JUNE 30, 2023

Everything from your site:

- All files in the locker
- All content
- All links
- All images

Must be copied/downloaded
from School Loop.

Absolutely no exceptions.



Good News/Bad News

Good news:

There are 25 days until June 30


Bad news:

- There are 25 days until June 30
- If you have documents containing links to School Loop sites they will need to be fixed by June 30
- Instructional documents containing screenshots of SchoolLoop sites will have to be updated
- Images transferred in low quality
- If pdfs had numbers as their title, they still do



Fear Not!

Website Training Resources



Website Training Resources

<https://www.escambiaschools.org/Page/2981>

Or navigate from the district home page:

Home → Departments → Information Technology →
Website Training (link on Resources menu)





IMPORTANT ANNOUNCEMENT:

JUNE 30 is the deadline to save files, images, etc. from the School Loop file locker. AFTER JUNE 30 ALL SCHOOL LOOP WEBSITES AND FILES WILL BE DELETED AND IRRETRIEVABLE.

If you need technical assistance submit a help desk ticket to support@ecsd.zendesk.com.



QUICK START GUIDE



Questions & Answers



Page of App Samples



Sample Multimedia Gallery & Video E

Website Training Resources

Beginning in 2023, Escambia County Public Schools will use the Blackboard Web Community Manager (WCM) content management system to produce and maintain all of its websites. Sitekeepers will be able to manage departmental websites within the district site, and Tech Coordinators and other designated sitekeepers will create and manage websites for each school in the district. A comprehensive site template has been chosen that offers degrees of customization for each school while maintaining visual and operable consistency throughout the district

Useful Sites

What You'll Find There

- Links:
 - Short training videos – less than 7 minutes!
 - Longer videos for deeper dives on specific topics
 - Other useful sites that will help you build beautiful pages
 - Blackboard's sample site, loaded with examples
- Page of Questions & Answers
- Pages of examples of apps in action
- Manuals and presentations to download



Welcome to the Blackboard Web Community Manager Experience

Tour of a New School Homepage



High Contrast OFF ON

DISTRICT HOME SCHOOLS »

TRANSLATE » EMPLOYEE ACCESS »

Search



Ensley Elementary School

Home Our School Departments Classrooms Student & Family Resources



Family Literacy Night
October 4, 2022 - Families enjoyed pizza and literacy activities


 Quick Links

 Students

 Families

 Staff

 Community


 CORE

 FOCUS

 Gmail

 Kronos

 Skyward



Office Hours: 6:50 A.M. - 2:00 P.M.

School Start Time: 7:10 A.M.

Drop off/Breakfast Time: 6:50 A.M. - 7:05 A.M.

Tardy Bell rings at 7:10 A.M.

Dismissal Time: 1:25 P.M.

Buses leave campus: 1:30 P.M.

1:00 P.M. is the latest time students may be checked out in order for us to safely prepare for dismissal.

22-23 School out-of-field teachers

Cathy Gibson - Guidance Counselor

Francheska Knight - 4th Grade

Debra Bridges - 4th Grade

Back-to-School Information

•Student Hours: Drop time: 6:50 am

Start time: 7:10 am

Car Rider release time: 1:15 pm

Bus departure time: 1:30 pm

•NO checkouts after 1:00 pm

Ensley is a strictly enforced uniform school - (Navy or khaki pants, skirt, or shorts & red, navy, or white polo; tennis shoes are to be worn each day of the week so that your child can safely enjoy recess.) Thank you for keeping your child in uniform compliance each day.

•[Escambia County Core Elementary Supply List 2022-2023](#)

[Announcements](#)

[Quick Links](#)

[Upcoming Events](#)

[Headlines](#)

As a valuable member of the Ensley family, your input is valued and needed as we work to complete our 2023-24 Parent & Family Engagement Plan and Compact.

Please click [the link to complete the questionnaire](#). Thank you so much for your help.

[Watch our Ben Carson Reading Room Grand Opening ceremony](#)

Our Partners in Education

[First 9 Weeks Newsletter](#)

[Second 9 Weeks Newsletter](#)

In accordance with Florida State Statute, the Escambia County School Districts has made its School Financial Reports available to the public. You may visit the school to

Family Math Night 2022

Our Partners in Education





[First 9 Weeks Newsletter](#)

[Second 9 Weeks Newsletter](#)

In accordance with Florida State Statute, the Escambia County School Districts has made its School Financial Reports available to the public. You may visit the school to see a hard copy.

Family Math Night 2022





Visit Us

501 East Johnson Avenue
Pensacola , FL 32514

[View Map »](#)

Contact Us

Phone: 850-494-5600
Fax: 850-494-5603

[Email Us »](#)

Important Links

- [Site Map](#)
- [Accessibility Information](#)
- [Policy of Nondiscrimination](#)
- [Public Records Process](#)

Stay Connected



Blackboard

[Questions or Feedback?](#) · [Terms of Use](#) · [Blackboard Web Community Manager Privacy Policy \(Updated\)](#)
Copyright © 2002-2023 Blackboard, Inc. All rights reserved.

WCM vs School Loop – FIGHT!

Differences to keep in mind:

- The entire left side of individual pages is reserved for the navigation menu. Items currently on the lower left side of your School Loop page will have to be moved on to the rest of the page.
- No drafts in WCM – pages remain live even as you work on them. Workaround: create a copy of the page, hide it from navigation, then swap new page for old when finished.



EXAMPLE SECTION

- Page 1
- Page 2
- Page 3
- Page 4
- Page 5

EXAMPLE TITLE

- Link 1
- Link 2
- Link 3
- Link 4

April 2023						
S	M	T	W	T	F	S
26	27	28	29	30	31	1
2	3	4	5	6	7	8
9	10	11	12	13	14	15
16	17	18	19	20	21	22
23	24	25	26	27	28	29
30	1	2	3	4	5	6

Example Page

EXAMPLE TITLE

Lorem ipsum dolor sit amet, consectetur adipiscing elit, sed do eiusmod tempor incididunt ut labore et dolore magna aliqua. In egestas erat imperdiet sed euismod. Egestas erat imperdiet sed euismod nisi porta lorem mollis. In est ante in nibh mauris cursus mattis molestie a. Quis commodo odio aenean sed adipiscing diam donec adipiscing tristique. Blandit cursus risus at ultrices mi tempus imperdiet. Etiam sit amet nisl purus in mollis nunc sed. Nullam non nisi est sit amet facilis magna etiam. Commodo quis imperdiet massa tincidunt nunc pulvinar sapien. Quam lacus suspendisse faucibus interdum posuere. Urna condimentum mattis pellentesque id nibh.

EXAMPLE TITLE

Lorem ipsum dolor sit amet, consectetur adipiscing elit, sed do eiusmod tempor incididunt ut labore et dolore magna aliqua. In egestas erat imperdiet sed euismod. Egestas erat imperdiet sed euismod nisi porta lorem mollis. In est ante in nibh mauris cursus mattis molestie a. Quis

CONTACT INFO

People Person
Noun
321 Address Street
City, ST 12345
email@email.com
Phone Number

Person People
Noun
321 Address Street
City, ST 12345
email@email.com
Phone Number

WCM: Left column reserved for navigation menu only

School Loop: Widgets, images, etc. could be placed under the left side menu

Certification

- Teacher Certification »
- Requirements for a Florida Educators Certificate »
- Acceptable College Majors »
- Certification Needs »
- Out of Field Teachers »

[Home](#) [Our District](#) [Calendars](#) [Departments](#) [Schools](#) [Students](#) [Families](#) [Staff](#) [Community](#)

[Home » Departments » Certification » Teacher Certification](#) Find it Fast »

Teacher Certification

Welcome to Teacher Certification. The purpose of this page is to provide the most current information regarding the rules and laws for Florida Teacher Certification. It is our goal to provide a resource that enables access to information.

Request for Out-of-Field Form
[Certification Subject Codes](#)
[Application Status](#)
[Certification Lookup](#)
[District Certificate Renewal](#)
[District Payment Process](#)
[Florida Exams](#)
[Educators Certificate](#)
[Renewal of Professional Certificate Steps for Employees](#)
[Subject Addition Steps by Exam or Endorsement](#)

A valid Florida Educator's Certificate is required under Florida Law by all teachers. Our staff will be happy to assist you with the certification process.

Consistency Is the Key

Or, Please Don't Change
These Settings



A Banner Event

Put IMPORTANT NOTICE banner at the top of your current SchoolLoop site. Suggested message:

IMPORTANT NOTICE

Escambia County Public Schools are transitioning to new websites. Each school will have a new address. Visit escambiaschools.org and click "Schools" in the top menu bar to find your new school site.

THIS SITE WILL EXPIRE JUNE 30, 2023.

We will send out a tutorial on how to do this in SchoolLoop ASAP



What's in a Name?

Current SchoolLoop school addresses:

<https://phs-ecsd-fl.schoolloop.com/>

New Blackboard school addresses:

<https://www.escambiaschools.org/phs>



Go Mighty Walruses!

If your school has an alternate domain,
such as

<https://www.sampleschoolwalruses.org>,

we can map that domain to your school's website.

HOWEVER, you will still have the address

<https://www.escambiaschools.org/shs>, and all schools

will be using their initials at the end of the url.

No exceptions.



Navigation Menus across the Board

- SchoolLoop system – wide variety of navigation menus across the district
- Blackboard Template – consistent navigation menu for elementary, middle, and high schools
- Current SchoolLoop pages should be arranged to fit within the menu channels as you're building the new site
- Utilize Global Icons if you need to draw attention to sections/pages





Ensley Elementary School

[Home](#)

[Our School](#)

[Departments](#)

[Classrooms](#)

[Student & Family Resources](#)



Brown-Barge Middle School

[Home](#)

[Our School](#)

[Student & Family Resources](#)

[Athletics](#)



West Florida High School

[Home](#)

[Our School](#)

[Career Academies](#)

[Athletics](#)

[Student Life](#)

A Request from on High

We recognize that you have the ability to change the menu and your school's friendly web address.

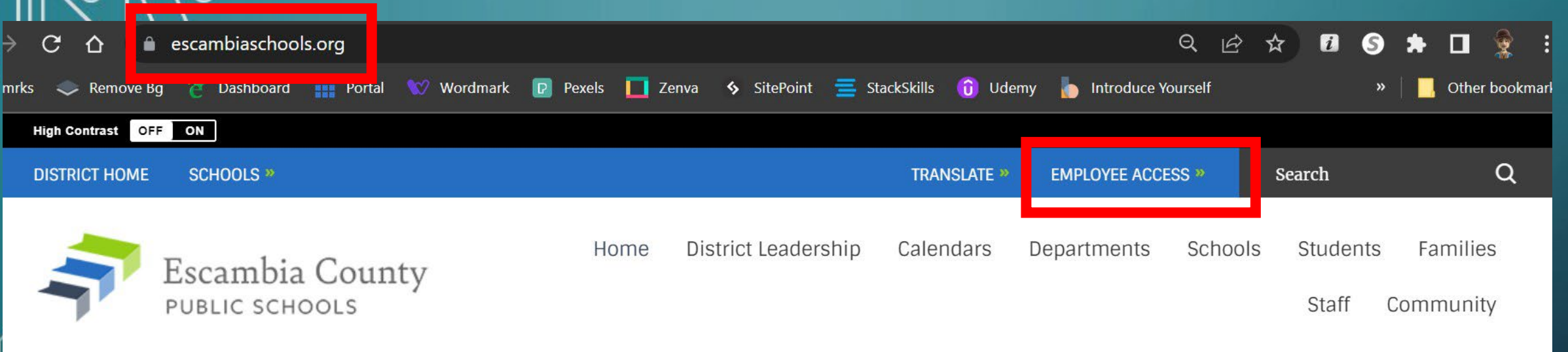
We are asking you **not** to.



Site Manager – Working Under the Hood

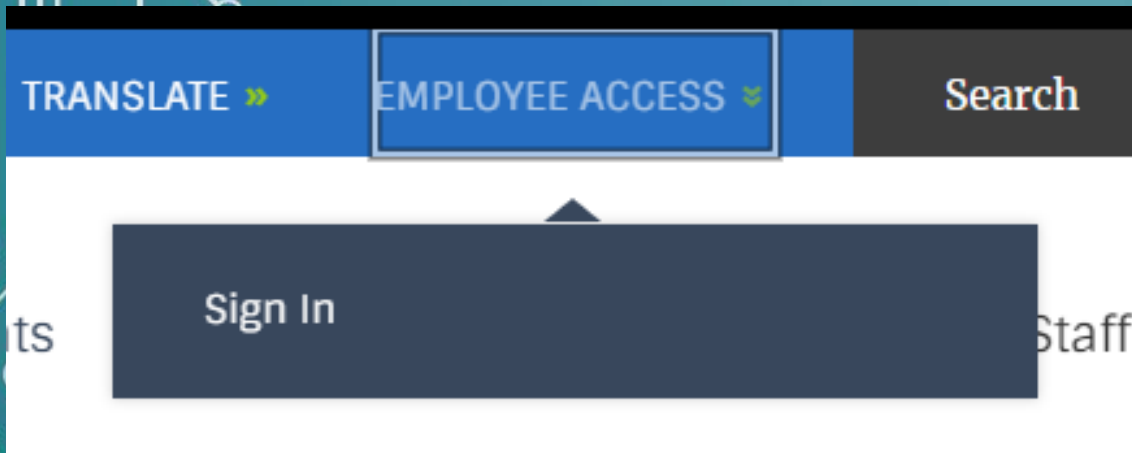
**Signing In
Terms to Know**





Every page in the district will have the blue navigation bar at the top of the page, no matter the school's color. Click Employee Access to log in to WCM.





3. The Sign In button will appear; click it.

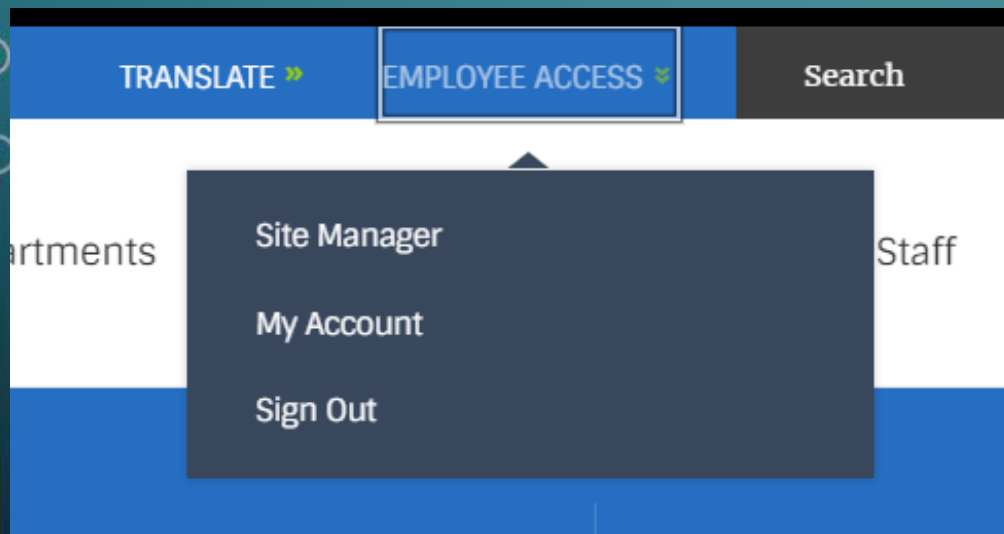
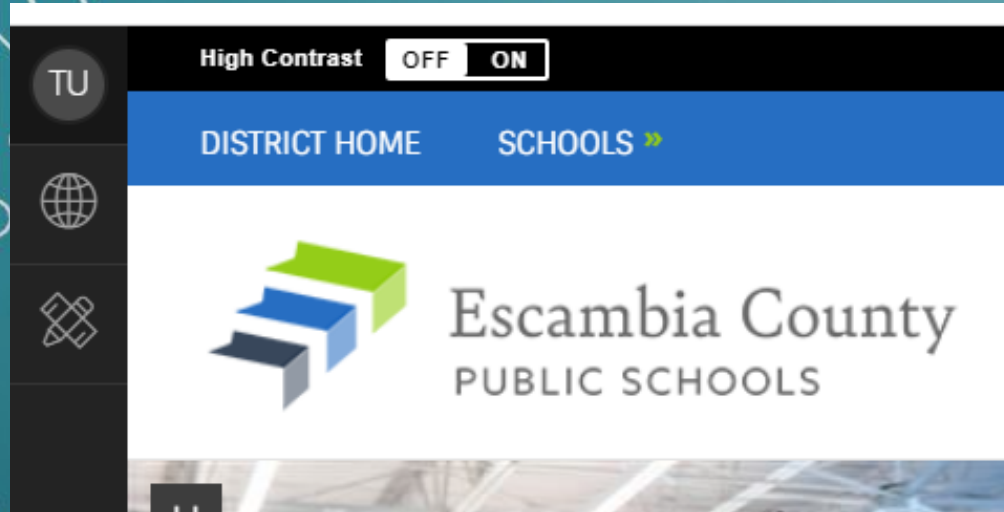
A screenshot of a sign-in form. At the top, it says 'Enter your user name and password to sign in.' Below this is a smaller line of text: 'You can use this site without being registered or signing in, but registered users who sign in may have access to additi'. There are two input fields: the first is labeled '* User Name:' and the second is labeled '* Password:'. At the bottom of the form, there are two buttons: a dark grey button labeled 'Sign In' and a light grey button labeled 'Forgot My Password'.

4. Enter your ECPS credentials in the page that appears.



Opening Site Manager

On the left margin of the district homepage a black vertical toolbar will be present.



Clicking EMPLOYEE ACCESS again will reveal a new menu where you can choose Site Manager, My Account, or Sign Out.




- USERS & GROUPS ▼
- CONFIGURE ▼
- CONTENT MODERATION ▼
- SITE & CHANNELS ▲


Ensley Elementary School


Subsite Workspace


[Settings](#)


-  [Summary](#)
- [Tools](#)
- [Directors & Viewers](#)
- [Channels](#)
- [Statistics](#)
- [How do I...?](#)


 Ensley Elementary School

 [Our School](#) 6

 [Departments](#) 6

 [Classrooms](#) 9

 [Student & Family Resources](#) 14

 [Change Site](#) >

Current Pages

PAGE

 [Homepage](#) Actions ▼

 [Calendar](#) Actions ▼

Common Tools All Tools

 [Files & Folders](#)

 [Forms & Surveys](#)

 [Friendly Web Address Mappings](#)

 [Minibase](#)

 [Photo Gallery](#)

Tweets by Finalsite

Pending Comments All Comments

There are no comments awaiting approval.


WCM Terminology

- **SUBSITE** – Ensley Elementary
 - **CHANNELS** – Our School, Departments, Classrooms, Student & Family Resources. The main navigation menu options.
 - **SECTIONS** – Smaller parts of Channels. Example: Kindergarten and First Grade could be Sections of the Classrooms Channel.
 - **PAGES** – Individual pages make Sections. Example: Math, Science, Art pages in First Grade Section.



There's No Place Like Home

Formatting Your School's
Homepage



Homepage

Last edited by Schoolwires Administrator on September 28, 2022.

A

B

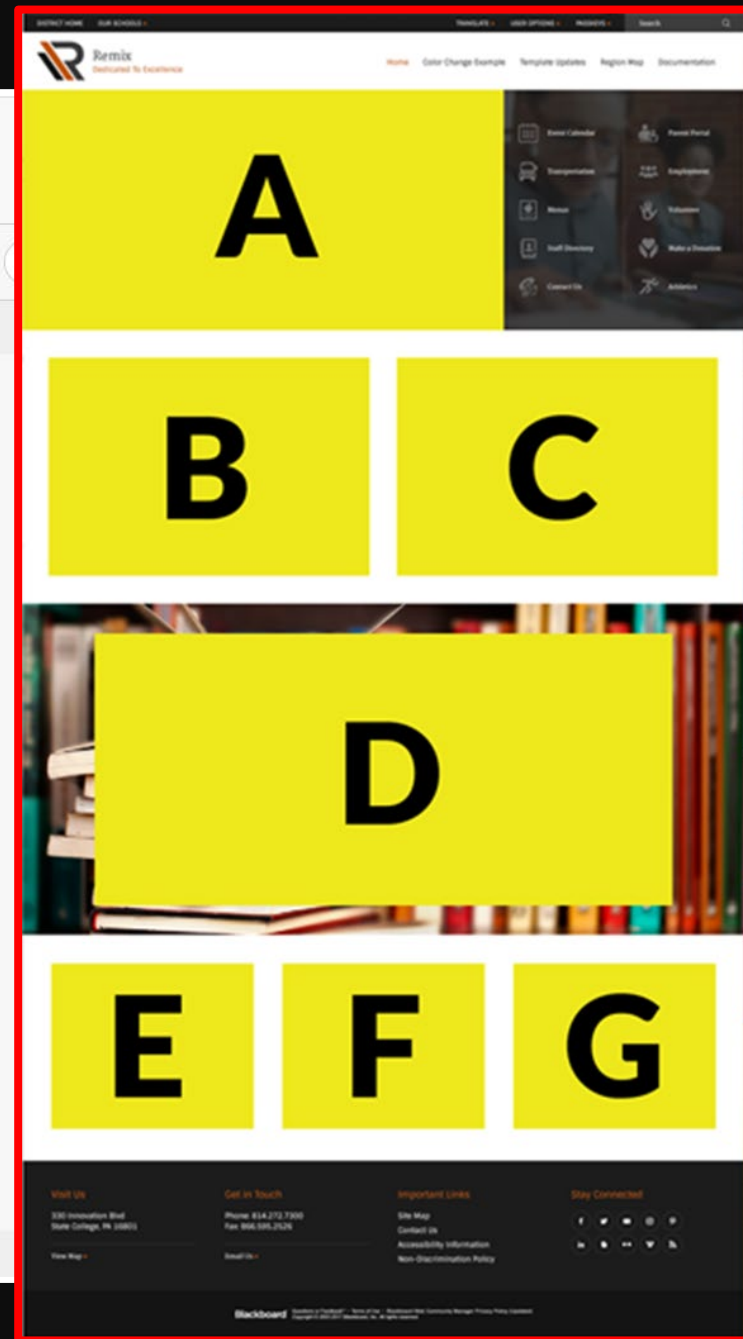
D

E

C

F

G



Weis Elementary Scho

A

Our School

Departments

Classrooms

B

C

Student & Family Resources

D

E































F

G

Apps

Create New

Find...

 Accordion	 Alert	 Alumni	 Announce...	 Articles	 Assignment
 Book List	 Calendar	 Content	 Directions	 Discussion	 Divider
 Document	 Embed Code	 Events	 Facebook	 Facts & Figur...	 Figure
 Files	 Gallery	 Google Events	 Google Folder	 Heading	 Headlines
 IconsHorizo...	 IconsVertical	 Image	 Important A...	 Lightbox	 Links

Use Existing



Homepage

Last edited by Jeffrey Jordan on April 10, 2023.



Multimedia Gallery

B

Office Hours: 6:50 A.M. - 2:00 P.M.

School Start Time: 7:10 A.M.

Drop off/Breakfast Time: 6:50 A.M. - 7:05 A.M.

Tardy Bell rings at 7:10 A.M.

Dismissal Time: 1:25 P.M.

Buses leave campus: 1:30 P.M.

1:00 P.M. is the latest time students may be checked out in order for us to safely prepare for dismissal.

22-23 School out-of-field teachers

Cathy Gibson - Guidance Counselor

Francheska Knight - 4th Grade

Debra Bridges - 4th Grade

C

Back-to-School Information

•Student Hours: Drop time: 6:50 am

Start time: 7:10 am

Car Rider release time: 1:15 pm

Bus departure time: 1:30 pm

•NO checkouts after 1:00 pm

Ensley is a strictly enforced uniform school - (Navy or khaki pants, skirt, or shorts & red, navy, or white polo; tennis shoes are to be worn each day of the week so that your child can safely enjoy recess.) Thank you for keeping your child in uniform compliance each day.

•[Escambia County Core Elementary Supply List 2022-2023](#)

D



Announcements



Quick Links



Upcoming Events



Headlines

E

Our Partners in Education



Our Partners in Education

F

[First 9 Weeks Newsletter](#)

[Second 9 Weeks Newsletter](#)

In accordance with Florida State Statute, the Escambia County School Districts has made its School Financial Reports available to the public. You may visit the school to see a hard copy.

G


Family Math Night 2022

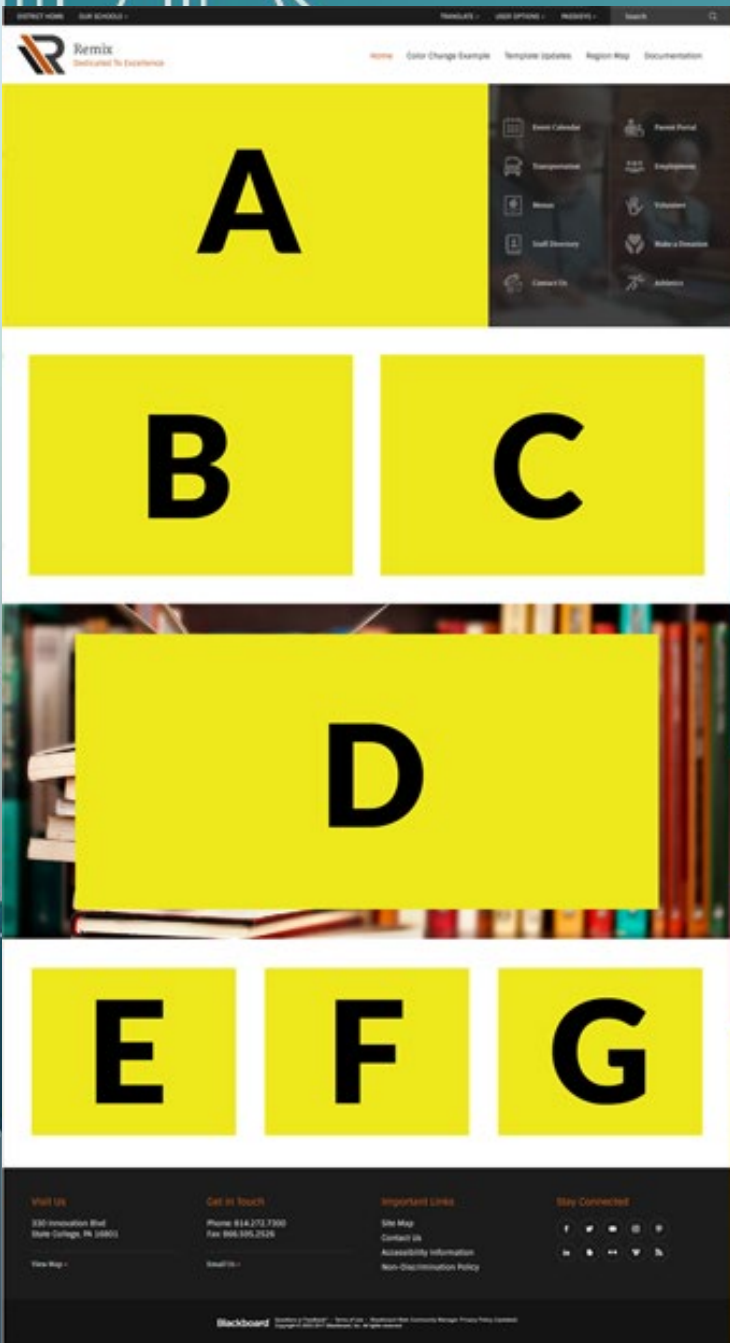


Family Math Night 2022

Multimedia Gallery

Formatting
Upkeep





Homepage Image Dimensions

- Region A Multimedia Gallery: 1500px x 750px
- Regions B, C, D: 340px x 200px
- Region D Background Image: 1500px x 915px
- Regions E, F, G: 120px x 90px





Homepage

Last edited by Jeffrey Jordan on April 10, 2023.



Multimedia Gallery

Office Hours: 6:50 A.M. - 2:00 P.M.

School Start Time: 7:10 A.M.

Drop off/Breakfast Time: 6:50 A.M. - 7:05 A.M.

Tardy Bell rings at 7:10 A.M.

Dismissal Time: 1:25 P.M.

Buses leave campus: 1:30 P.M.

1:00 P.M. is the latest time students may be checked out in order for us to safely prepare for dismissal.

22-23 School out-of-field teachers

Cathy Gibson - Guidance Counselor

Francheska Knight - 4th Grade

Debra Bridges - 4th Grade

Back-to-School Information

•Student Hours: Drop time: 6:50 am

Start time: 7:10 am

Car Rider release time: 1:15 pm

Bus departure time: 1:30 pm

•NO checkouts after 1:00 pm

Ensley is a strictly enforced uniform school - (Navy or khaki pants, skirt, or shorts & red, navy, or white polo; tennis shoes are to be worn each day of the week so that your child can safely enjoy recess.) Thank you for keeping your child in uniform compliance each day.

•[Escambia County Core Elementary Supply List 2022-2023](#)



Announcements

A

Multimedia Gallery 



When viewing the website, your Multimedia Gallery will display here.



Multimedia Gallery








Multimedia Gallery

App Options

New Record

Sort Records

STATUS	RECORD	ACTIONS
ACTIVE	 <p>Ensley School Uniform Policy</p>	<p>Edit Delete</p>
ACTIVE	 <p>Pensacola Interstate Fair Student Art Exhibit Ensley student artwork exhibit at Pensacola Interstate Fair</p>	<p>Edit Delete</p>
ACTIVE	 <p>Ensley 22-23 teacher of the year Congratulations to Ensley's 2022-23 teachr of the year, Ms. Dean. Pictured left to right - Dr. Everette, Ms. Dean, Mrs. Shuford</p>	<p>Edit Delete</p>
ACTIVE	 <p>Family Literacy Night October 4, 2022 - Families enjoyed pizza and literacy activities</p>	<p>Edit Delete</p>
ACTIVE	 <p>Family Math Night February 7, 2023 - Family Math Night was a big success</p>	<p>Edit Delete</p>

Edit Record

Enter your record information.

Record

Tags

Display Duration

Viewers

* Title:

Hide

Ensley School Uniform Policy

Caption:

Hide

* Image:

SELECT FILE

/cms/lib/FL50010989/Centricity/Domain/

* Image Alt Text:

Ensley Uniform Policy. Collared shirts in white, red, or nav

Link Record

Embed a Video

Activate on my page

Save

Cancel



Insert Image

Select an image location then choose your image.



Upload Image

Upload an image from your computer or network.



Cloud Image

Upload a image from your cloud storage provider.



Existing Image

Select an image that has already been uploaded.



Shared Image

Select an image from the shared library.

Browse

Continue

Cancel

Sort



Sort your data by dragging and dropping the records.

Sort Alphabetically



Ensley School Uniform Policy



Pensacola Interstate Fair Student Art Exhibit



Ensley 22-23 teacher of the year



Family Literacy Night



Family Math Night

Save

Cancel

Global Icons

**(Besides Cher)
Making the Most of
Shortcuts**





Quick Links



School Bus



Careers



School Menus



Enrollment Services



CORE



FOCUS



Gmail



Kronos



Skyward



School Picture



Quick Links



Students



Families



Staff



Community



CORE



FOCUS



Gmail



Kronos



Skyward

Global Icons

- **Up to 10** – arranged left to right, not up and down

1	2
3	4
5	6
7	8
9	10

- **Icon Library** – <https://cerc.blackboard.com/LibraryIcons>
- **Name** – short name is best, but can be split into two lines



School Website Finishing Touches

Congratulations on building your new school website! Before the site goes live, there are a few more features we need to activate.

School Colors

Please list your school colors so that we can customize certain areas of your site. (If you know the color's hex code that's a bonus, but not necessary)

Primary Color:

Secondary Color (if applicable):

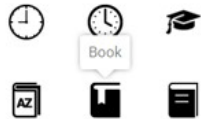
Global Icons

The Global Icons are the icons on the right side of your homepage, next to the slideshow. These should be used for your most used resources like FOCUS or any pages you'd like to highlight better. These icons also show up whenever you visit another page outside of the homepage under the Find it Fast button.

A maximum of ten icons can be chosen, and are displayed in this order:

1	2
3	4
5	6
7	8
9	10

The icons available for selection can be found here: <https://cerc.blackboard.com/Library/Icons>. Hover over the icon you would like to use to see the name of the image, as shown in the sample below.



Please provide the following information so that we can activate your Global Icons:

Icon 1

Name of chosen icon:

Title text – appears next to the icon:

Link to page – use entire address (ex. <https://www.escambiaschools.org>):

Activating Icons

- Complete and return Global Icons checklist.docx (Be sure to indicate school name)
- Put in a Help Desk ticket, use “Web – Global Icon Activation” in subject line



Have Some Tabs!

**Adding Layers of
Information to Your Page
Using Section D**



Announcements

Quick Links

Upcoming Events

Headlines


The students' first day for the 23-24 school year will be August 10, 2023.

The orientation for the 23-24 school year will be on August 7. Times to be announced soon.


Ensley is a uniform school. Please make sure your child's clothing meets our uniform requirements.

Homepage

Last edited by Jeffrey Jordan on Wednesday at 8:02 AM.



Announcements



Quick Links



Upcoming Events



Headlines

Apps

Create New

Find...



Accordion




Alert



Alumni



Announce...



Articles



Assignment



Blog




Book List



Calendar



Content



Directions



Discussion



Divider



Document



Embed Code



Events



Facebook



Facts & Figur...



Figure



Files

Use Existing


Site Shortcuts

undefined

undefined

undefined

undefined



Page 33 in the Website Creation and Maintenance manual takes you step-by-step through the renaming process.

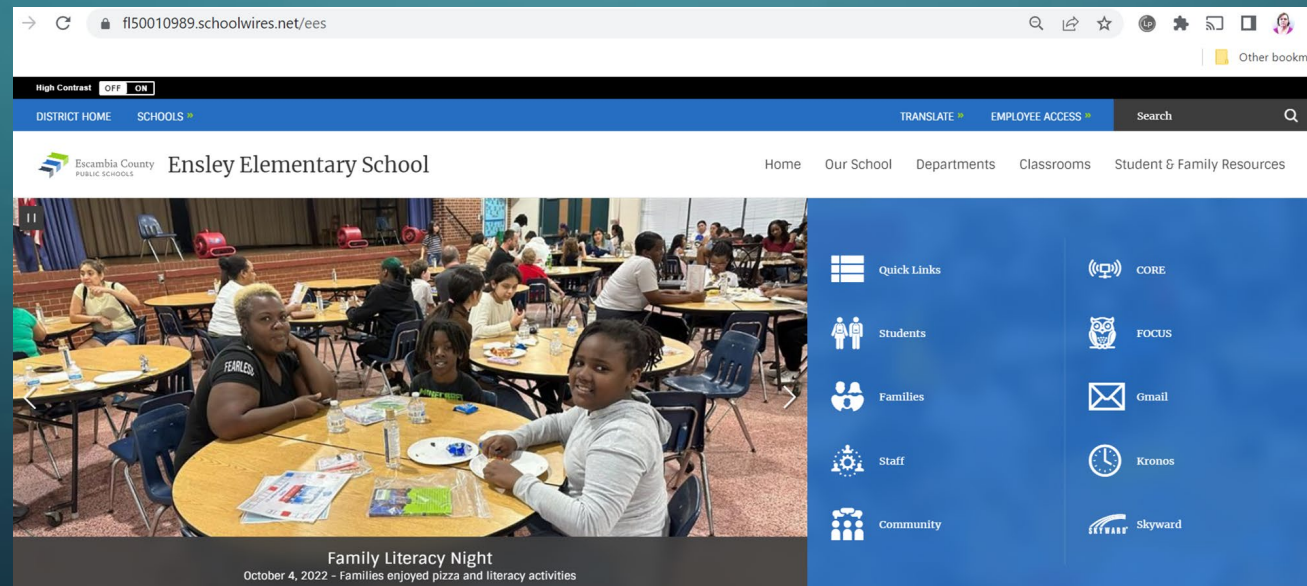
Building the Rest of the Site

**The World Is Your
Playground**



Setting a Good Example

- Ensley Elementary School
- <https://www.escambiaschools.org/ees>
- Won't see Site Manager, but you can study how he has his menus/pages set up





fl50010989.schoolwires.net/cms/Workspace/Site/Site.aspx?DomainId=36



Other bookmarks

Blackboard

View Website Help Center

Sign Out (testuser2)

SITE & CHANNELS

Weis Elementary School

Our School

Departments

Classrooms

Student & Family Resources

Weis Elementary School

Subsite Workspace

Settings



Summary

Tools

Directors & Viewers

Channels

Statistics

How do I...?

Current Pages

PAGE



Homepage

Actions



Calendar

Actions

Common Tools

All Tools



Files & Folders



Forms & Surveys



Friendly Web Address Mappings



Minibase



Photo Gallery



fl50010989.schoolwires.net/cms/Workspace/Site/Site.aspx?DomainId=36



Other bookmarks

Blackboard

View Website Help Center

Sign Out (testuser2)

SITE & CHANNELS

Weis Elementary School

Our School

Departments

Classrooms

Student & Family Resources

Weis Elementary School

Subsite Workspace

Settings

Summary Tools Directors & Viewers Channels Statistics How do I...?

Current Pages

PAGE

Homepage

Actions

Calendar

Actions

Common Tools

All Tools

Files & Folders

Forms & Surveys

Friendly Web Address Mappings

Minibase

Photo Gallery

SITE & CHANNELS

Weis Elementary School

Our School

Departments

Classrooms

Student & Family Resources

Our School

Channel Workspace



Summary

Tools

Directors & Viewers

Statistics

How do I...?

Sections

Create and sort your sections.

New Section

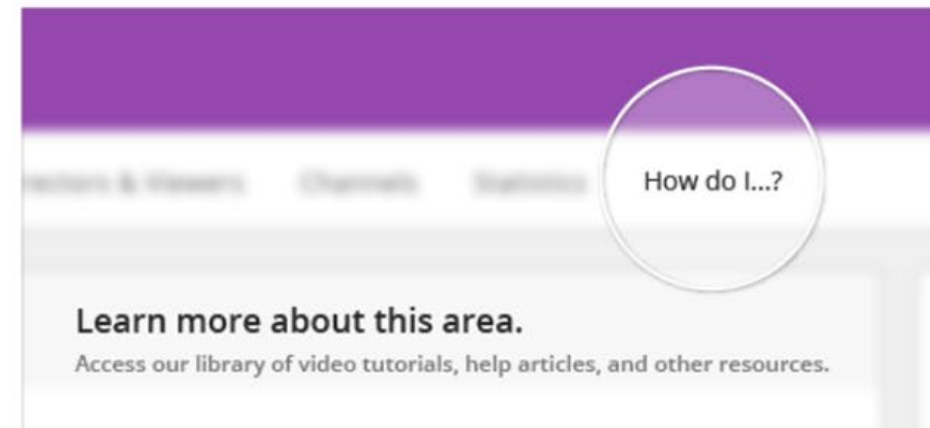
Sort

Find Section



SECTION

ACTIONS



New Section



Complete the general and advanced options for your new section.

General Advanced

* **Section Name:**

The section name appears in Site Manager and anywhere the section name ActiveBlock is used on the site.

* **Menu Name:**

The menu name appears in the navigation on the end-user website.

Section Configuration:

Select a section configuration or choose Blank Section to create your own.

Default Section Configuration ▼

This is the basic configuration used when creating miscellaneous sections.

Blank Section

Contact Name:

Users will see this contact information in general messages from the section.

Email Address:

Phone #:

Calendar Notification Email:

Our School

Channel Workspace



Summary

Tools

Directors & Viewers

Statistics

How do I...?

Sections

Create and sort your sections.

New Section

Sort

Find Section



SECTION

ACTIONS



Sample Section

Options

Move

Delete

Sample Section

Section Workspace



Summary

Tools

Editors & Viewers

Statistics

How do I...?

Current Pages

New Page

Organize Pages

Recycle Bin

Find Page

STATUS

PAGE

ACTIVE




Home

Actions ▾

Home

Last edited by Georgia Belles about a minute ago.

Content App 



Your text will display here. There are many types of content displayed in areas like this one. Some examples are overviews, introductions, descriptions, details about specific topics etc.



Apps

Layout

Create New

Find...



Accordion



Alert



Alumni



Announce...



Articles



Assignment



Blog



Book List



Calendar



Content



Directions



Discussion



Divider



Document



Embed Code



Events



Facebook



Facts & Figur...



Figure



Files



Gallery



Google Events



Google Folder



Heading



Headlines



IconsHorizo...



IconsVertical



Image



Important A...



Lightbox



Links



Lunch Menu



Minibase



MMG



Podcast



Q & A

Use Existing

Good News, Everyone!

**Title I Pages Updated
for You**



If Your School Is a Title I School



To keep Title I information consistent and current across the district, Gary James and Paul Costanzo from the Title I department are going to manage that section for you.



Home

Our School

Departments

Classrooms

Student & Family Resources

Events

Our Philosophy

Our Administrative Team

Our Journey

Admissions


Title I





Students





FOCUS

 Our School 6

 Departments 6

 Classrooms 9

 Student & Family Resources 14

 Change Site >

Sections

Create and sort your sections.

New Section

Sort

Find Section



SECTION

ACTIONS



Events

Options

Move

Delete



Our Journey

Options

Move

Delete



Our Philosophy

Options

Move

Delete



Admissions

Options

Move

Delete



Our Administrative Team

Options

Move

Delete



Title I

Options

Move

Delete

You've Got Questions?

We've Got Answers



Getting website technical support

- Submit a ticket – support@ecsd.zendesk.com
- Describe the problem you're having
- Include a link to the page you need help with
- Include details about any app that's causing problems
- If you're having trouble with an image, include it in your ticket



Getting website technical support

Items that must be configured by the Admin Team, via a ticket:

- Large picture in the background of your homepage
- Adding school colors to template
- Adding contact email to footer
- Configuring social media accounts on footer



The Biggest Immediate Tasks

- Put the IMPORTANT NOTICE banner at the top of your current SchoolLoop website. Start getting the word out through newsletters, posters at school, email to staff and parents, etc. Work with school administration if needed to accomplish this.
- Remove all files and images from School Loop locker
- Save all images on your current pages
- Start building your new site, especially the homepage
- Check **every** link to an outside webpage to confirm it is still valid



Secondary Considerations

- Update links/upload documents in any document that has a School Loop link in it.
- Update instructional documents containing screenshots of SchoolLoop
- If you have documents that say, "Click the back button to return to the previous page," you'll have to remove that. 99% of pdfs are set up to open in a new window.



TAKEAWAYS

JUNE 10, 2023

Target date for new site activation

JUNE 30, 2023

School Loop disappearing forever

<https://www.escambiaschools.org> –

New ECPS website address

Submit tickets – support@ecsd.zendesk.com

